

Woodturners of North Texas



36 years



Next Meeting: Thursday, October 30th, 2025
Meeting Start: 6:30 PM. Come early to socialize.

IN-PERSON MEETING!!!

Handley-Meadowbrook Lions Club

6013 Craig Street Fort Worth, Texas 76112

or Virtual meeting on the Internet.

Join Zoom Meeting

<https://us02web.zoom.us/j/86406>

[929325?pwd=blpwZlBsNzU0RzBCQnkzbnmhiTmhFQT09](https://us02web.zoom.us/j/86406929325?pwd=blpwZlBsNzU0RzBCQnkzbnmhiTmhFQT09)

End grain hollowing Blake Hickerson



Like many I was exposed to wood working at a young age. In junior high shop class, we could use the table saw and bandsaw, but the lathe in the corner was dangerous and we were not allowed to use it. My uncle built and rebuilt furniture and had a lathe to make and reproduce spindles, so one day I asked how he did such work and he showed me.

Today I understand he was using gouges, scrapers, and a whole lot of sandpaper. Some 10-12 years later there was a joiner advertised in the paper for sale and at the time I was doing flat work. I went to purchase the joiner and the guy also had a lathe for sale for only ten dollars; it also came home with me. Like with my uncle, I scraped and sanded until one day when I went to Packstons Hardwoods on Berry Street to purchase some wood for a project I was making. The salesman told me of the Woodturners of North Texas and the AAW; this was in the 1989/1990 era. That introduction to WNT catapulted my woodturning adventures.

The following year I attended the AAW Symposium in Greensboro, North Carolina and the Texas Turn or Two at the Maricopa Ranch at Canyon Lake, Texas. The following year, I attended the AAW symposium that was in San Antonio. After that event, I applied for an AAW education grant and was selected as one of the winners; I went to David Ellsworth's for a three- day class in Bucks County, PA; I came home with a bowl gouge, sharpening fixture, David's straight and bent hollowing tools, and a whole lot of turning techniques.

Looking back at the advances in techniques for hollowing end grain, I want to focus my demonstration on:

1. Scraping tools of various designs and manufactures
2. Hook tool, both homemade and the Andre Martel design, now Michael Hosaluk design
3. The ONEWAY Termite tool Why end grain hollowing? Whether you are turning a simple box or a hollow form, the grain orientation finds you hollowing directly into end grain, which can be challenging and tedious at best. I hope this gives you insights to how to make the process easier when taking on an end grain project.

END GRAIN HOLLOWING

When end grain hollowing because you are cutting the end grain fibers you want to start at the center and cut across the fibers where the fibers are supporting the cut as you come across with the cut.

Unlike when you are hollowing cross grain where you use a bowl gouge you use your spindle gouge.

1. Spindle gouge cutting against the grain - you get torn grain
2. Spindle gouge with the grain no bevel support and a shearing cut
3. Carbide tool - Center out with a shear scraping cut
4. Ray Key special ground spindle gouge with a bevel riding cut. The bevel on the gouge is ground at a 50-degree angle.
5. Richard Raffan back hollowing method followed with a shear scraper to clean up the surface of the wood.
6. ONEWAY Termite tool, which is a ring tool that can be used both in the forward and reverse rotation of the lathe. An alternate method to sharpening the tool from the white stone moulder in a router you can use a diamond file to sharpen the cutting edge.
7. Hook tool - A tool that you can make yourself or the Andre Martel designed tool that Michael Hosaluk now markets. The Andre Martel tool can be purchased from Woodworker Specialties. The Michael Hosaluk tool is available from Tod Raines at the Woodturning Tool Store. One also sharpens the hook tool with the diamond hone.

Please note our web site is continuing to be refined. **Take a look** 🌀:

[URL: https://wntx.org/](https://wntx.org/)

To get help with your woodturning project, please go to our **Mentor page** at:

<https://wntx.org>

Click Mentor tab for details

Also you can have a discussion before our meeting or during a break.

[Lions Club Teardown](#)

All tables must be put on the rack unless instructed not to.

All chairs can be placed on the wall (neatly) cushions out.

If the changes are modified for a specific evening it will be announced during the meeting.

The Woodturners of North Texas newsletter is published monthly. Inputs are due to the editor by the tenth of each month for inclusion in that month's newsletter.

WNT gives permission to all other AAW woodturning chapters, woodworking magazines, and newspapers to use any text material and accompanying photos or drawings contained herein for the benefit of woodturners everywhere. We ask that credit be given to the source of the material. WNT logos and graphics may not be copied without permission.

Copyright 2025, Woodturners of North Texas

WNT WEB SITE: <http://www.wntx.org/>

Board of Directors

President	Blake Hickerson	Cell 817-925-4160
Vice President	Bob Nelson	Cell 432-294-2089
Past President	Greg Stehle	Cell 480-225-4835
Treasurer	James Haynes	Cell 214-801-1775
Librarian	Jim Barkelew	Cell 817-694-5208
Activities	Jeff Allen	Cell 817-706-4543
Newsletter	Steve Mills	Cell 817-471-5546
Secretary	Brian Begina	Cell 817-829-6106
Audio-Visual	Randy Sullivan	Cell 817-879-9489
Logistics	Bill Collins	Cell 817-797-6715
Web Master	Jim Legrand	Cell 228-342-3391
Member-at-Large	Ann Mellina	Cell 817-905-2040
Member-at-Large	Keith Adams	Cell 817-271-1617

Calendar of Events

October 30th Regular Monthly meeting 6:30 PM

Location: **Handley-Meadowbrook Lions Club**

Demonstrator: Blake Hickerson

Subject: End grain hollowing

Meeting Link: <https://us02web.zoom.us/j/86406929325?pwd=blpwZlBsNzU0RzBCQnkzbmhiTmhFQT09>

November 4th Board of Directors Meeting 6:30 PM

Location: **Remote - Zoom meeting**

Meeting Link:

<https://us02web.zoom.us/j/83748506862?pwd=N3RtVUVzSjk3UGVGczRJ>

November 8th Pen turning at Woodcraft

November 20th Regular Monthly meeting 6:30 PM

Location: **Handley-Meadowbrook Lions Club**

Demonstrator: Ron Howe

Subject: Christmas trees

MeetingLink: <https://us02web.zoom.us/j/86406929325?pwd=blpwZlBsNzU0RzBCQnkzbmhiTmhFQT09>

Facebook

Have you worked long and hard on a project and want to show it off? Do you have a question about how to do something? Want to sell a tool that you no longer use? Need inspiration? Want to start a discussion? Have wood to share?

The club has an additional Facebook page where you can post anything woodturning related. It's a member's only page so you have to ask and be approved to join. Search Facebook for Woodturners of North Texas, (WNTX.org) Members Forum.

<https://www.facebook.com/wntx.org>





President's Notes for October, 2025

Greetings,

I was reading the October AAW journal where I came across on page 12 in the middle of the page "Apply for an AAW Grant". The deadline is December 31, so if you want to apply you need to get your application in. I don't want to hear that I could ever win, because back many years ago I was a recipient of an educational grant, and all I did was submit the paperwork. Like many Grants and Scholarships they go unfilled because no one applies. So I urge our AAW members to apply, you could be the next winner. Just like every year at SWAT I sit there and hope to win one of the Arrowmont Scholarships, this could be your trip to Arrowmont or to a professional turners hands on class.

How many of you have taken on Bob's challenge for the month? What have you learned? I took this on as a way to experiment with a variety of colorant dyes that I had picked up here and there. Besides the different dyes I experimented with both open and closed grain woods. Application methods varied from using an airbrush to patting the colorant on. I look forward to seeing what each of you have come up with to enhance your work with color.

As an artist do not be afraid to explore your limits! Whether it be tool technique, wall thickness, or a project you have never taken on. No matter the outcome one learns or improves their technique. Over time I cannot tell you how many pieces of ornamental firewood I have created in my woodturning journey, and as the old saying goes we are never too old to learn. As I say this you will see something this month that I have never done when I demonstrate before you.


See you at the meeting,

Blake

Critique/Display Items



Ann Mellina




Brad Pierce



Travis Clayton



Jim LeGrande



Jim Combs



Saturday, December 13, 2025



WNT Christmas Banquet

Location: Handley Meadowbrook Lions Club, 6013 Craig Street, Fort Worth 76112

The Banquet begins with the food preparation.

There will be ham, turkey, pulled pork, and beef brisket as the main course, with vegetables, salad, and desserts that are brought by each member.

Bread and drinks (cokes, tea, and coffee) are supplied by the club, as is the tableware. Bring yourself and other members of your family (kids are welcome).

As usual we encourage each family to bring a vegetable/side dish and/or salad. We also need homemade desserts to accompany our meal. If baking sweets isn't your specialty, just bring a bounteous side dish.

DOOR PRIZES: Each person present will receive a door prize ticket for a drawing after the meal. Door prizes may include tools, gift certificates, and turning blocks, etc.

LATHE, TOOL, & WOOD DRAWING: Bring cash, check or credit card to buy tickets. Typical Drawing Prizes from prior years include midi-lathe, tools, gift certificates, turning blocks, etc.

SCHEDULE:

3:30 PM - Set up (tables, chairs, decorations) Come and help.

4:30PM – Arrive, socialize (work up appetite), get your name tag and door prize ticket, Purchase Drawing tickets. \$1 each, 6 for \$5, 12 for \$10.

5:30 PM – Meal

6:30 PM - Awarding of Door Prizes and Drawing for Lathe, Tool, and Wood Items.
ANNUAL AUCTION of items donated by our membership.

Who's Up For A Challenge?

Who's Up For A Challenge?

Two factors have played into my choice for our next challenge. First, the excellent airbrush demo provided by our September demonstrator - Jim Coombs. Second, as I'm sure you've noticed, fall is upon us and one of the most noticeable indicators of fall, is the addition of color to the foliage. So, taking these events into account, this month's challenge will be to add color to a turning. You can add color to any turning you choose and by "color" I mean stain, dye, or paint.

I'm looking forward to seeing what you all bring into the meeting!

Happy turning,

Bob

September Challenge Items



Jim Combs



Jim Combs




Randy Sullivan



Steve Thomason



Travis Clayton



Steve Mills




Shawn Nixon



Jim Barkelew



Ron Howe



Forest Calhoun



Danny Woods



Danny Woods



Danny Woods




Sandy Jarrell



Dewey Johnson



Jim LeGrand



Mark Nelson



Jeff Allen



David Baulch



Blake Hickerson



Steve Mills



Ann Mellina



Kevin Demel

Last Month's demonstration



To all Members,

Open Shop- Home

This is a free once-a-quarter opportunity to get together at a member's personal shop to see their shop, exchange stories, possibly observe some skills or techniques and perhaps learn about a new toy (um Tool) or possibly receive some instruction from a club member.

This does not replace the existing quarterly open shop events held at the lion's club, before one of our regular meetings.

Keith is looking for volunteers to host an open shop at their home.

Currently, we have the following volunteers:

- 1. Randy Sullivan - Date TBD**
- 2. Lawerance Reed - Date TBD**
- 3. Stormy Boudreaux - Date TBD**

Please let Keith know if you are interested in sponsoring an event.

Be sure to bring some great stories about your woodturning adventures and possibly your favorite beverage or snack items to share as well.

This is an informal meeting with no specific agenda other than a great time to meet with other club members.

Thank you,
Keith Adams
BOD - Member at large
Woodturners of North Texas

EMPTY BOWLS

The Empty Bowls Event is a two-hour, lunch time fund raising event held once a year by the Tarrant Area Food Bank (TAFB). All tickets include food tastings from local restaurants and your selection of a handcrafted bowl. They have wood, glass, and ceramic bowls. Tickets for the event are \$100 or \$150 for early admittance. If you get in early, you get first pick for your bowl. The next Event will be held on Friday, April 24, 2026.

The last Event raised over \$300,000 and tickets were sold out.

The WNT Board has agreed that Empty Bowls is a very worthy activity and should be supported by the Club. Our Club contributes almost all of the wood bowls and provides a top turning demonstration at the event.

I will be collecting bowl donations at our monthly meetings.

Please only contribute Quality bowls. The people attending the EB Event are paying a healthy sum and we should not insult them with a poor-quality bowl.

If you have any questions or comments, please let me know at randkbiz@msn.com.

Thanks,
Ron Traylor

Empty Bowls 2025/2026

<u>Turner's Name</u>	<u>April</u>	<u>May</u>	<u>June</u>	<u>July</u>	<u>Aug</u>	<u>Sept</u>	<u>Oct</u>	<u>Total</u>
Blake Hickerson				6	8	6		20
Bill Holt				6		11		17
Ron Howe					9			9
Jim Barkelew				4		4		8
Ann Melina					7			7
Ron Traylor		2	1	1	1			5
Dewey Johnson					5			5
Danny Woods						5		5
Randy Sullivan					4			4
Jeff Allen		2	1			1		4
Bob Grinstead	1				2			3
Steve Mills	1				2			3
Travis Clayton					2			2
Steven Hill		1						1
Dave Wilson			1					1
No Signature					1			1
Brad Pearson						1		1
Jim Combs						1		1
?						1		1
Monthly Total	2	5	3	17	41	30	0	
Grand Total								98

Librarian Notes
(librarian@WNTX.org)

Surplus magazines, DVD's, and books are available at club meetings for free or a small charge (books).

There are many excellent curated resources on the AAW website. This is a major benefit of becoming a member of AAW.

The WNTX on-line library is currently offline to address a security issue and future usefulness for the club.

Important note: Be aware that some turning videos found on random web searches may contain unsafe and potentially dangerous methods. Safety education is a vital part of turning.

Affiliate Membership **FREE** Worldwide

The **free** Affiliate membership offers access to the complete collection of AAW online resources, including the *American Woodturner* journal, for a **full three-months**.

Free: Affiliate Membership

Membership features:

- Online access to *American Woodturner* and Woodturning FUNDamentals, both current and archived, as well as other online publications.
- Online access to learning portals including Woodturning Fundamentals and Demonstrator Direct (develop a demonstration).
- Online access AAW produced videos and video series.
- Find online projects, articles, and tips using AAW Explore! and a few keywords.
- Locate a wide selection of curated online woodturning videos that have been pre-screened for quality content and safety using Video Source and a few keywords.
- Members-only or discounted access to AAW hosted online and live events, including AAW symposia.
- AAW email newsletters: AAW Tool Box (weekly), Keep Turning with AAW (bimonthly).
- Member galleries for inspiration and ideas: Maker Photo Gallery, AAW Forum Gallery, and more.
- Directories: Members, Chapters, Demonstrators, Schools, Educators, and more.
- Discounts in AAW online store.

Support these businesses that support us!



10% discount to current Woodturners of North Texas members.

<http://www.woodworldtx.com/>

13650 TI Blvd.
Dallas, TX 75243
(972) 669-9130



10% discount to current Woodturners of North Texas members.

<http://www.rockler.com/>

3810 S. Cooper St.
Arlington, TX 76015
(817) 417-0070

Craft Supplies
woodturnerscatalog.com

1-800-551-8876



10% discount to current Woodturners of North Texas members.

<http://www.woodcraft.com/>

754 Grapevine Hwy
Hurst, TX 76054
682-334-1025

Penn State Industries

<https://www.pennstateind.com>

1-800-377-7297

The Regular Monthly Meetings are held on the last Thursday of each month at 6:30PM in person or via Zoom.

Board meetings are held on the first Tuesday of each month at 6:30PM on Zoom. All WNT members are invited to attend.

If you would like to attend the Board meeting, email your request to Blake Hickerson president@wntx.org

Anchorseal®

The club has purchased a 55-gallon drum of Anchorseal sealant for green wood and it is available to members for \$15.00 per gallon. It is available at the club meetings.

Rules for advertisements: Free ads are available only to WNT members. The deadline for submission or cancellation of an ad is the 10th of the month to be placed in that month's newsletter. Ads will only run for one issue unless notified (email wntnewsletter@gmail.com) by the 10th of the month. Also, if you decide to cancel an ad, please notify the editor (have you spotted the trend yet?) by the 10th of the month.