


Woodturners of North Texas



Next Meeting: Thursday, October 31st, 2019

Meeting Start: 6:30 PM

Handley-Meadowbrook Lions Club 6013 Craig Street Fort Worth, TX

Baby Rattle & Using Small Wood Scraps by Jim Bob Burgoon



Jim Bob is a graduate of West Texas State University with a degree in Industrial Education. He oversaw the Woodworking class at Levelland High School from 1983 to 1998. He then served the Lubbock Independent School District, teaching Technology Education at two middle schools until his retirement in 2011. During his teaching tenure, numerous students competed in the Technology Students Association's regional and state project competitions. He was named Regional Outstanding Teacher by the South Plains Industrial Teacher Association three times during his teaching career.

Burgoon joined the South Plains Woodturners upon its inception in 2006. Since then he has served in the capacities of club librarian, Treasurer, 1st Vice-President, President, and Past President. He is currently serving his

third term as President for SPW. Jim Bob is the current vendor chairman for SWAT.

With his extensive background in woodworking, Jim Bob has demonstrated numerous times for his local club. He has also demonstrated for the Panhandle Area Turners Society (PATS) in Canyon, Mountain Top Turners in Ruidoso, New Mexico, Woodturners of North Texas in Fort Worth, Comanche Trail in Midland, Central Texas Woodturners in Austin, and SWAT. Jim Bob is the lead teacher for the South Plains Woodturners beginner and intermediate classes held 6 times annually. He has also been an instructor in the Nave's Woodturning Retreat and the Trinity Council Woodturning Retreat.

Since retirement in 2011, Jim Bob has opened a woodworking shop. He does a wide variety of woodworking activities from custom turning to flat work! His work can be viewed on Facebook by searching @jimbobburgoonwoodworks. Jim Bob annually turns commemorative baby rattles for Monterey Church of Christ's Family Commitment Sunday. He has lived in Lubbock since 1985. Burgoon is married, with two children.

The Woodturners of North Texas newsletter is published monthly. Inputs are due to the editor by the tenth of each month for inclusion in that month's newsletter.

WNT gives permission to all other AAW woodturning chapters, woodworking magazines, and newspapers to use any text material and accompanying photos or drawings contained herein for the benefit of woodturners everywhere. We ask that credit be given to the source of the material. WNT logos and graphics may not be copied without permission.

Copyright 2019, Woodturners of North Texas

WNT WEB SITE: <http://www.wntx.org/>

Board of Directors

President	Bill Collins	Cell 817-797-6715
Vice President	Pam Thompson	Cell 817-542-4156
Past President	Glynn Cox	Home 817-337-0210
Treasurer	James Haynes	Cell 214-801-1775
Librarian	David Baulch	Cell 817-729-7600
Activities	Bob Wiggins	Cell 817-690-7131
Newsletter	Ron Schiller	Home 214-518-6142
Secretary	Brian Begina	Cell 817-829-6106
Audio-Visual	David Walker	Cell 972-345-1738
Logistics	Bob Clark	Cell 817-304-3318
Member-at-Large	David Carter	Cell 972-922-7182

Calendar of Events

October 31st - Open Shop 3:00 PM

Station 1 --- “Sharpening”	Randy Johnson and Sandy Jarrell
Station 2 -- “Piercing”	Glynn Cox
Station 3 -- “Skew Techniques”	John Horn
Station 4 -- “Star Burst Bowl”	John Lauderbaugh
Station 5 -- “Pen Turning”	Ken Cardin

October 31st - Regular Monthly meeting 6:30 PM, Lions Club, Demonstrator: Jim Bob Burgoon Subject: Baby Rattle & Using Small Wood Scraps

Jim Bob will be showing how to turn a baby rattle. He will also be showing a project using small scraps of wood. Jim Bob is from the Lubbock area. Pam Thompson has graciously agreed to host Jim Bob. The open shop will start at 3pm, hot dogs will be available. We will clean up around 6pm to get ready for the meeting. We will also be having our elections for the 2020 board.

November 21st - Regular Monthly meeting 6:30 PM, Lions Club, Demonstrator: Brian Shrader Subject: Three and Six Point Vessels

December 14th - Christmas Banquet

January 30th - Regular Monthly meeting 6:30 PM, Lions Club, Demonstrator: TBA Subject: TBA



... making Good Shavings

President's Pen for October 2019

The Perfect Bowl

Ron Roszkiewicz wrote a book titled “To Turn the Perfect Wooden Bowl: The Lifelong Quest of Bob Stocksdale”. I am primarily a bowl turner and found the title enticing. How can anyone turn the perfect bowl or better yet what is the perfect bowl?

I bought the book and have come to the conclusion that Bob Stocksdale was seeking ‘a’ perfect bowl and not ‘the’ perfect bowl. I don’t think ‘the’ perfect bowl exists. (maybe the Holy Grail?). I think he was seeking to turn the best bowl from the piece of wood he had in his hand. I can grasp that concept much better. I too seek to turn the best bowl out of each piece of wood that I turn.

To turn the best bowl possible takes lots of practice, experimenting with different types of wood with different types of tools, and some knowledge of wood and it’s properties.

Is it best to turn the wood on end grain or side grain? Different orientations yield different results.

Which woods have medullary rays and where do they exist within the wood? Crotch wood, how deep is it and how do you maximize that beautiful figure in any turned piece? What is chatoyance and how can you highlight it in any piece you turn?

Compression wood versus tension wood. Where does each exist and how could it impact your turning?

The presence of insects can be really pretty in a piece of maple. Insects in ash and hackberry can create interesting patterns, a lace like structure or a pile of dust.

Spalting can create some beautiful colors in wood in just the right amount. Too much and you have a piece of mushy firewood.

How wet should you turn green wood and how long should you let it dry before the finish turning?

How thin should my turning be: 1/16", 1/8", 1/4" or 1/2"?

Natural edge (bark or no bark) or turned edge?

How much sanding?

What kind of finish to apply, lacquer, oil, or varnish (water based or oil based) high gloss, semi-gloss or satin?

Lots of decisions to make, but please don't get bogged down in the process. Keep turning and learning from each piece you turn. There are some beautiful woods available both native and imported. Try them all as you are able and see what comes of each turning.

Keep safe! Keep turning! See you on Thursday.

Bill Collins
President



WNT 2020 MEMBERSHIP RENEWAL

Annual membership renewal is due January 1 each year.

Membership renewal for 2020 will begin at the October 31 open shop and meeting.

Preprinted forms with your 2019 information will be provided for your review.

You may pay \$24 with cash or check. Exact change will be appreciated. WNT is not set up to take credit or debit cards.

Thanks.

James Haynes, Treasurer



Saturday, December 14, 2019



WNT Christmas Banquet

Location: Handley Meadowbrook Lions Club, 6013 Craig Street, Fort Worth 76112

The Banquet begins with the food preparation.

There will be ham, turkey, pulled pork, and beef brisket as the main course, with vegetables, salad, and desserts that are brought by each member.

Bread and drinks (cokes, tea, and coffee) are supplied by the club, as is the tableware. Bring yourself and other members of your family (kids are welcome).

As usual we encourage each family to bring a vegetable/side dish and/or salad. We also need lots of homemade desserts to accompany our meal. If baking sweets isn't your specialty, just bring a bounteous side dish, BUT if you are able, a sweet would be greatly appreciated.

DOOR PRIZES: Each person present will receive a door prize ticket for a drawing after the meal. Door prizes may include tools, gift certificates, and turning blocks, etc.

LATHE, TOOL, & WOOD DRAWING: (Formerly called a Raffle). Bring cash or check to buy

Drawing tickets. Typical Drawing Prizes from prior years include midi-lathe, lathe chuck, grinder, tools, gift certificates, turning blocks, etc.

SCHEDULE:

3:30 PM - Set up (tables, chairs, decorations) Come and help.

4:30PM – Arrive, socialize (work up appetite), get your name tag and door prize ticket, Purchase Drawing tickets. \$1 each, 6 for \$5, 12 for \$10. Cash or check.

5:30 PM – Meal

6:30 PM - Awarding of Door Prizes and Drawing for Lathe, Tool, and Wood Items.
ANNUAL AUCTION of items donated by our membership.

THINGS TO BRING TO THE BANQUET

+ Yourself and your family, including children

+ Your appetite and food—**SEE ABOVE**

+ **Woodturnings or other craft items** that you would like to donate to the live Auction. This is one of the major sources of income for our club to be able to provide quality programs.

+ A big roll of **ca\$h or some checks** for the Drawing tickets and the live auction. Our ancient and curmudgeonly treasurer does not take plastic.

You may pay your \$24 2020 WNT dues at the banquet.
Check or cash, exact change appreciated.



To Be or Not To Be - what is the proper angle?

By David Baulch, Club Librarian

To what angle do you sharpen your spindle gouge? How do you sharpen it? How about the angle of your bowl gouge or your scraper? I checked in with some other groups and with the AAW. Trust me, there is much more than meets the eye there. Then, check with suppliers for their suggestions. Again, lots of room and differences.

You always are given a range of angles to meet whatever specifications you have, but to someone who is new, that may be a bit difficult. Also, what are you going to use to sharpen it: grinder, slow-speed grinder, a Tormek or similar ... do you use a friable wheel, a CBN, one of the “older” wheels? What grits? Confusing, isn't it!

Then you are told to use what feels right to you because the accuracy of the bevel is not really “that” specific ... maybe it's a 45 or 46 or 48 deg. Repeatability is the only necessary thing AND however you feel most comfortable in sharpening. Many of the veteran turners tell you you need to learn free-hand because you can always sharpen your tool whether a jig is available or not. Others suggest that you get what the club has or what most of the members use - might be the best suggestion, to me. But being new, what do you do?

My suggestion would be to find what works for you and stick with it. Modifications where you need it and regrinding when it's required. THAT, and have a few tools to work with.

So, what am “I” going to tell you, what worked for me ... but THAT is specifically for me.

Spindle roughing gouge: 40° to 50° BUT, the 40° works like my skew when I need it to and round out those square blanks quickly enough to suit me. I have seen others with more and less bevel, but then it's how do you stand? How high or low do you set the tool rest? How high or low is your handle. Again, what is comfortable for you.

The spindle detail gouge is 25° to 35°, spindle gouge, fingernail grind is 35° to 45°. and the standard spindle gouge is 40° to 45°. Personally, the fingernail grind, nice as I have seen it work in videos, doesn't work for me. Tried it, came back to my more normal with a 35°. My little detail is probably around 25°. But you use what is comfortable for you.

Bowl gouges? Talk about room for choice. Standard grind is 40° to 50°. The “bottom” feeder is 55° - 65°. And those who really prefer the swept back or Irish grind are 40° to 50°. And, let's not forget Stuart Batty's 40/40 grind which many people swear to ... and I partially swear at. I “was” using a 40° and finally went back to my 45°. which I began turning with in the first place. I have “a” standard grind of 50°. or so for when I need it and a bottom feeder originally ground by Jimmy Clewes - haven't changed it, just sharpen and keep going. I will repeat: Use what is comfortable for you.

Last, but by no means least, “I” use the One Way Wolverine system, on of the most common, on my Rikon slow speed grinder with a friable 80-grit wheel for grinding/re-grinding the bevel and a 120 CBN wheel to make the bevel really sharp. BUT, I measure the length for the jig at 2” where many people prefer the 1.5”. I only sharpen a very few tools by hand, and those probably because I have no choice.

If you really want to know more, check out Woodturning FUNdamentals, November digital edition, 7:4.

Another reason for joining AAW.

NEVER BEEN AN AAW MEMBER?

THREE-MONTH INTRODUCTORY AAW MEMBERSHIP

JUST \$20



- Each introductory, three-month AAW membership includes the benefits of AAW membership for three full months, including: one printed copy of the *American Woodturner* journal, and access for three-months to Woodturning FUNDamentals, AAW EXPLORE! Discover Woodturning, AAW Connects, AAW Forum, tips library, safety resources, learning and mentoring materials, grant opportunities, specialty programming, services, and more.
- Available to new members one time only. When the introductory three-month membership period ends, individuals who have not cancelled are automatically renewed for an additional nine-month period for just \$40.



SIGN UP

<http://tiny.cc/1TM2040>

Visit us at woodturner.org

Who's up for a Challenge?

Thanks to all of you who participated in last month's "pen" Challenge project. Many of you turned multiples so I know you enjoyed your time in the shop. After all, that is what it is all about - FUN! The following is a list of all who participated.

Jeff Allen	Jim LeGrand	Sharon Ayers
Dave Narducci	Jim Barkelew	Mark Nelon
Mike Barton	Charley Phillips	David Baulch
Jeff Robbins	Ken Cardin (7)	Greg Stehle (2)
David Carter	Kathy Stehle	Wayne Clowers
Mike Stephens	Tom Echols	Pam Thompson
Rick Hallabough	Mary Verwers	John Horn
Gary White	Ron Howe	Bob Wiggins
Howard Johnson	Scotty Wisdom	Steve Kavli(3)
Danny Woods	Dick Koch	John Lauderbaugh (3)

The Challenge for the upcoming meeting is to turn a vase. It has to be at least 6" in height and it must be hollowed out. In other words, NO weed pots. Remember that our Challenge for November will be to turn a table centerpiece for our Christmas Banquet. Because our normal meeting will fall on Thanksgiving, we will be meeting a week earlier. This gives you less time than usual to get your project finished so you might consider getting started sometime soon.

I want to thank all of you who write funny comments on the info cards that you fill out with your Challenge projects. I don't always have time to read them during the meeting, but I get such a laugh when I get home. Some of you are very, very clever and I wanted you to know that I really appreciate your humor.

See you on Halloween night.



Pam Thompson

Last Month's Challenge

- Pens -





Rick Hallabough



Sim LeGrand

Certificate of Authenticity
This is to certify that your pen was especially handcrafted for

David Stanley
from
Dave Narducci

The Christian Witness Pen
made from
Olivewood, Bloodwood, and Ebony

JOHN HORN



Find the
Cost of
Freedom
Buried in
the
Ground


MIKE STEPHENS



Kathy Stehle




Mark Nelson




Scotty Wisdom




Tom Echols



Sue Wiggins



Wayne Clowen



Danny Woods



Steve Karli




Mary Verwers



Howard Johnson




Dick Koch



Bob Niggles



GREG STEHLER



Charles Phillips



Ron Howl




JIM BARKBLEW





Last Month's Critique

Each month we have a table set aside to display items that our members bring in for constructive criticism. We encourage all members, especially those who are new to turning, to submit their work for critique. The objective is to provide constructive encouragement to help members develop their skills.



Last Month's Display Table



Artist's Name
Challenge
Artist's Name: *John*
Title of Piece: *Bowl of Wood*
Wood(s) Used: *Walnut*
Type of Piece: *Bowl*
Description:





EMPTY BOWLS

Empty Bowls is an annual one-day fund raising event for the Tarrant Area Food Bank. The Food Bank provides food to sister agencies in 13 surrounding counties. The sister agencies then provide the food to needy children and families. Patrons at the Empty Bowls event pay \$65 or more and get to choose a bowl (wood, ceramic or glass) to take home and sample food from numerous booths of local restaurants. There are also numerous corporate sponsors that provide a sizeable portion of the total Donations.

The May 1st 2019 event had gross income of \$301 thousand which was 20% more than the previous year.

The next Empty Bowls event will be Tuesday, March 17, 2020.


Our total bowl count is 44 plus 16 other turned items. We need to keep plugging away at this and bring in more bowls. The last date to contribute bowls will be in February and that will be here before you know it.

Are you anonymous? At the last meeting there were 8 turnings with no name on any of them. See the picture. If these are yours please let me know and I will put your name on the list.

If you have any recommendations or questions send me, Ron Traylor, an email at randkbiz@msn.com.

Empty Bowls 2019/2020

<u>Turner's Name</u>	<u>Sep</u>	<u>Total</u>	<u>Non Bowl Items</u>	<u>Sep</u>	<u>Total</u>
Mike Barton	1	9	<u>Turner's Name</u>		
Keith Adams		6			
Ron Traylor		4	Don Christiansen		5
Glynn Cox		3	Bill Holt		2
Jim Barkeley	2	5	Glynn Cox		1
David Baulch	1	1	Anonymous	8	8
Joe Rypl		3	Grand Total		<u>16</u>
Bruce Imsande	4	6			
Scott Wisdom		2			
Bill Holt		2	Percentage of total		
Roy Steelman		1	members donating	6%	
Rick Hallabough	2	2			
		0			
Monthly Total	10				
Grand Total		<u>44</u>			



Beads of Courage Program

This program is designed to support, strengthen and encourage children and families coping with serious illness. The program lets the children tell their story using colorful beads as meaningful symbols that commemorates milestones they have achieved along their treatment path. The average child gets 500 beads. The Woodturners of North Texas is taking on the challenge again this year.

Requirements

The lidded box/bowl interior diameter should be 6” (5” minimum diameter, 6” depth, 4” minimum). The lid should have a finial/knob that is easy for a child to grasp and not too elaborate. The ‘Beads of Courage’ logo bead to be placed inside or outside will be available at the meeting or can be mailed to you upon request. The “Beads of Courage” inscription can also be engraved or burned in the lid and can be placed inside or outside of the lid (no political or religious undertones are accepted). Customarily your box or bowl will be taken to SWAT and displayed along with the others from the club. Your thanks is knowing a very ill child is getting something that will help them through difficult times.

Please visit the Beads of Courage website at [http://www.beadsofcourage.org/resources/images/2018 AAW handout-guidelines.pdf](http://www.beadsofcourage.org/resources/images/2018_AAW_handout_guidelines.pdf) for finish suggestions and other details on ways to also contribute. The workmanship and finish should be in keeping with WNTx standards.

Mentors

Name	City	Phone	Skills														
			General turning	Bowls	Pens	Segmented	Tool Making	Decoration & Inlay	Sharpening	Fundamentals	Natural Edge	Multi-axis	Hollow Forms				
Boehme, Billy	Arlington	817-275-7473 (h)	•	•													
Clowers, Wayne	Haltom City	817-834-7755 (h)		•	•	•											
Cox, Glynn	Keller	817-337-0210 (h)	•				•			•							
Denke, Fred	Fort Worth	817-292-3479 (h)		•					•								
Derczo, Johnny	Mansfield	817-516-9006 (h)				•											
Horn, John	North Richland Hills	817-485-7397 (h) 817-944-3993 (c)	•							•	•						
Jarrell, Sandy	Fort Worth	817-732-2916 (h)	•	•					•	•	•	•					
Lauderbaugh, John	North Richland Hills	817-485-5469 (h)	•							•							
Marshall, Dave	Fort Worth	817-229-9676 (c)	•														
Roberts, Larry	Arlington	817-465-6397 (h)									•	•					
Tanksley, Jim	Mansfield	817-453-5100 (h)		•												•	
Tkacs, Peter	Denton	940-271-4728 (h)	•														
Wiggins, Bob	Arlington	817-274-1332 (h)	•	•						•							


Support these businesses that support us!



10% discount to current Woodturners of North Texas members.

<http://www.woodworldtx.com/>

13650 TI Blvd.
Dallas, TX 75243
(972) 669-9130



10% discount to current Woodturners of North Texas members.

<http://www.rockler.com/>

3810 S. Cooper St.
Arlington, TX 76015
(817) 417-0070



15% discount and free shipping. Exclusions apply.

<https://www.hartvilletool.com/>

1-800-345-2396

8:00am-5:00pm EST M-F

Craft Supplies

woodturnerscatalog.com

1-800-551-8876



10% discount to current Woodturners of North Texas members.

<http://www.woodcraft.com/>

754 Grapevine Hwy
Hurst, TX 76054
682-334-1025

Penn State Industries

<https://www.pennstateind.com>

1-800-377-7297

The Regular Monthly Meetings are held on the last Thursday of each month at the Handley-Meadowbrook Lions Club, 6013 Craig Street, Fort Worth, TX.

Board meetings are held on the first Monday of each month usually at Spring Creek Barbecue 6704 Lake Worth Blvd (Hwy 199). Check the WNT web site for any updates. All WNT members are invited to attend. If you would like to join the group for dinner, it begins at 5:30 PM and the business meeting starts at 6:30 PM.

Anchorseal®

The club has purchased a 55-gallon drum of Anchorseal sealant for green wood and it is available to members for \$10.00 per gallon. It can be purchased at club meetings. Contact James Haynes for payment.

Rules for advertisements: Free ads are available only to WNT members. The deadline for submission or cancellation of an ad is the 10th of the month to be placed in that month's newsletter. Ads will only run for one issue unless notified (email wntnewsletter@gmail.com) by the 10th of the month. Also, if you decide to cancel an ad, please notify the editor (have you spotted the trend yet?) by the 10th of the month.