


Woodturners of North Texas



Next Meeting: Thursday, April 25th, 2019

Meeting Start: 6:30 PM

Handley-Meadowbrook Lions Club 6013 Craig Street Fort Worth, TX

Christmas Tree Turning by Jim Tanksley



Jim began woodturning in 1969 in 9th grade woodshop. All he can remember is they laminated maple and mahogany together to turn a lamp and his mom loved it. He didn't turn again until 1995 to turn some 6" diameter white oak legs for a dining room table on a light weight lathe. The experience was dreadful not knowing which tools to use or and having a lathe with a lot of vibration. Jim decided to stick with flat work until 2005.

A friend at work (and a member of Woodturners of North Texas Mike Jones) showed him a pen that he had made and said all you have to do is buy a kit from Rockler or Woodcraft and start making my own. As you know it was not that easy, he ended up buying a Jet Mini Lathe, gouges, etc. His first pen cost north of a \$1000. He was making pens in no time after attending a few club meetings and getting some tips from the old timers.

It wasn't long until he was getting bored with just turning pens and started turning bowls. He graduated from the mini lathe to a used Nova 3000 lathe with 16" capacity and within a few years sold it and purchased a new Powermatic 3520B with 20" capacity. Today Jim has the Powermatic and a Robust American Beauty. The first day he got the Powermatic 3520B he turned the biggest log he could find, a piece of Sycamore approximately 18" by 12".

Jim has demonstrated at SWAT and the Dallas, Golden Triangle, and WNT Clubs. He is a member of AAW and has attended SWAT since 2005. Jim has enhanced his wood turning skills by taking classes over the years with Larry Roberts, Stuart Batty, Trent Bosch, Jimmy Clewes, Todd Hoyer, Nick Cook, Mike Mahoney, Bob Rosand, and Cindy Drozda.

DEMONSTRATION

Jim will be demonstrating turning Christmas Trees from mesquite wood and share his techniques, tools used and jigs. He uses mesquite because it has great attributes including the bark, sap ring, and forgiveness in turning uphill, downhill or across the hill.



The Woodturners of North Texas newsletter is published monthly. Inputs are due to the editor by the tenth of each month for inclusion in that month's newsletter.

WNT gives permission to all other AAW woodturning chapters, woodworking magazines, and newspapers to use any text material and accompanying photos or drawings contained herein for the benefit of woodturners everywhere. We ask that credit be given to the source of the material. WNT logos and graphics may not be copied without permission.

Copyright 2019, Woodturners of North Texas

WNT WEB SITE: <http://www.wntx.org/>

Calendar of Events

April 25th - Regular Monthly meeting 6:30 PM, Lions Club,

Demonstrator: Jim Tanksley

Subject: Christmas Tree Turning

**May 1st - Club members will be demonstrating turning at
the Empty Bowls Luncheon**

May 30th - Regular Monthly meeting 6:30 PM, Lions Club,

Demonstrator: David Colley

**Subject: Turning Green Wood to a Finished
Product**

June 27th - Regular Monthly meeting 6:30 PM, Lions Club,

Demonstrator: TBD

Subject:

Special Events

May 4th ---- The club will be having a booth at the **Arlington East Main Street Arts Festival**. Come by and support the guys working the booth. We might even put you to work. The festival starts at 12 noon and is over at 8pm.

May 22nd ---- The club will be at **Green Valley Elementary School**. The club will be helping students turn candle sticks. I will be passing around a sign-up sheet at the meeting for volunteers.

We will need around 12 people and 6 lathes. It's a very rewarding event. If you've never done it, give it a try.

... making **Good Shavings**

President's Pen for April 2019

Once you fall off the bicycle, get up and get back on. Sometimes easier said than done. I really enjoy turning large bowls and part of the thrill is the chance of failure. But not five in a row!!!! Two pieces of cherry, one piece of oak, one of ash and one hickory. All large pieces and all reduced to firewood. The first piece of cherry, I turned too green and too thin and it cracked big time, the second piece had a nail imbedded in it and by the time I cut around the nail there wasn't much left. The oak, I cut too thin and made a very large funnel. The ash and the hickory were too full of rot and weren't worth saving. Fortunately the next piece I turned was a large piece of pine and it turned out really nice (see new photo below). The next one was another piece of cherry and it also turned out very nice. So, I tell myself, don't give up and try again

Congratulations for exceeding our goal of 300 turnings for Empty Bowls.

Keep turning and be safe.

See you on Thursday.

Bill Collins
President



Michael Hosaluk Classes

I think everyone enjoyed their classes with Michael. I know that I enjoyed my class and the all day demo.

I would like to give a special thank you to Glynn and Pat Cox for sharing their home and shop.

I would also like to thank all the guys that helped with the prep for the class and the guys that covered for me while I was away.

Bob Wiggins



NEW SWAT DVDs

David Baulch, Club Librarian

The following **NEW** DVDs are available for checkout from the library:

SWAT 2018

STUART BATTY	Bowl Turning with The 40/40 Grind
STUART BATTY	Off Center Square Winged bowl
STUART BATTY	Freehand Platform Sharpening
JIM BURT	Vases from Triple Crotches
ANDY CHEN	Beginning Segmented Turning
JIM CREEL	Its What's on Top Focus on Finials
JERRY DEGROOT	Hollow Christmas Ornament
CINDY DROZDA	Multi Axis Hollow Form
DENNIS FORD	Pie Crust Bowl
KEITH GOTSCHALL	Off Center Platter
KEITH GOTSCHALL	Three Legged Stool
ASHLEY HARWOOD	Turnoff - Throwdown
GEORGE HATFIELD	Design and Usage of Woodturning Tools
GEORGE HATFIELD	Woodturning Design
ZAC HIGGINS	Cast Resin Pen Blanks
JEFF HORNUNG	Airbrushing "High Desert"
SAMMY LONG	Creative Power Carving
TOD RAINES	Natural Edge Endgrain bowl
JOHN SOLBERG	Fun with Polygons
LEE SKY	Birdhouse Ornament with Eggs
JAMES THURMAN	Spinning a Pewter Bowl
CORY WHITE	Turning Bookends

SWAT 2017

TRENT BOSCH	Special Demo Fun with Vessels
TRENT BOSCH	Revelations in Hollowing
TRENT BOSCH	Sunburst Platter
TRENT BOSCH	Vessels of Illusion
JOE FLEMING	Airbrush Demystified
GEORGE FREEMAN	Wood Choices for Turning
LYLE JAMIESON	Hollow Forms

NEVER BEEN AN AAW MEMBER?

THREE-MONTH INTRODUCTORY AAW MEMBERSHIP

JUST \$20

- Each introductory, three-month AAW membership includes the benefits of AAW membership for three full months, including: one printed copy of the *American Woodturner* journal, and access for three-months to Woodturning FUNDamentals, AAW EXPLORE! Discover Woodturning, AAW Connects, AAW Forum, tips library, safety resources, learning and mentoring materials, grant opportunities, specialty programming, services, and more.
- Available to new members one time only. When the introductory three-month membership period ends, individuals who have not cancelled are automatically renewed for an additional nine-month period for just \$40.



SIGN UP

<http://tiny.cc/ITM2040>

Visit us at woodturner.org

SWAT Symposium 2019

August 23 - 25 2019

This organization exists to promote the craft of woodturning through training, demonstrations, and exhibits. Woodturning is perfect for hobbyists or professionals. All levels of experience are welcome to participate in our yearly symposium each August. If you enjoy woodturning and want to meet like-minded folks, this is the place for you. We encourage members of all ages to join SWAT and broaden their craft and/or learn new skills.

Although the demonstrations at SWAT are second-to-none, you will learn just as much if not more from rubbing elbows with more experienced turners. If combined, the years of experience at each SWAT event would run into the thousands. You won't find a nicer group of people to learn from.

What is so special about woodturning?

Woodturning is a craft - an art form for many people - where wood is cut and shaped (turned) on a lathe with hand-held tools. There are a variety of hand-held tools which can be used to shape wood while it is being turned on the lathe. The various tools are used to cut the wood in different ways. What makes woodturning so interesting is that a single piece of wood can be turned into a vase, a jar with a lid, a bowl, a plate, a pen, a bottle stopper and so on. What the wood becomes when turned depends on what the woodturner (maker) envisions. How the wood becomes something beautiful (or useful) depends on the tools used - and the skill of the maker. Woodturners continually aspire to hone their craft. Incremental improvements over time produce amazing works of art.



***SWAT 2019 is coming in August
at the
Waco Convention Center***

Fri. August 23rd thru Sun. August 25th, 2019

Registration for SWAT is now open. Please go to their website (<http://www.swaturners.org>) and follow the information there for symposium registration and also hotel information.

The seven lead demonstrators are listed on the website and their personal information is available there. The lead demonstrators are:

1. Andy Chen - lives in College Station Tx and has demonstrated at many previous SWAT symposia. He is an expert at segmenting projects.
2. Carl Jacobson - is very involved in YouTube videos.
3. Donna Banfield - lives in Derry, New Hampshire and is an expert carver.
4. Eli Avisera - is an international turner that lives in Jerusalem.
5. Kurt Hertzog - professional woodturner that is renowned for pen making.
6. Malcom Tibbetts - comes from South Tahoe, California. He is world famous for his segmenting artistry.
7. Sam Angelo - lives in Akron, Ohio and specializes in chasing threads in boxes and hollow forms.

The rotation schedule for the August symposium will be available in the next couple of months. Watch the SWAT website for current information as it becomes available.

Who's up for a Challenge?

The Challenge program was designed to encourage us to turn an item that we wouldn't ordinarily choose to turn. Hopefully, the parameters of each project are wide enough that each of us can put our own "spin" on the design. Although the Challenge for March (to turn a spinning top on a tower) was difficult to pronounce and a little difficult to find info on, quite a few people managed to turn in some interesting work. Those who participated were:

Jeff Allen	Mike Stephens	Jim Barkelew
Pam Thompson	Tom Beatty	David Walker
David Carter	Scott Wisdom	
Don Christiansen	Danny Woods	
Rick Gauthier	Don York	Dick Koch (2)

Thank you Dick Koch for the "trumkreisel" inspiration.

The Challenge coming up for April is to use a chatter tool. You can turn any design of your choice but you must do some chatter work somewhere on it. If you do not have a chatter tool, they are very easy to make. There are many videos on You Tube that show how to make and how to use a chatter tool.



I hope to see everyone on April 25 with a chatter tool in hand.

Pam Thompson



Last Month's Challenge

Trumkreisel





WOODTURNERS OF NORTH TEXAS
FORT WORTH
Tom Beatty



DISPLAY TABLE (Please circle one)
Challenge Critique Other
Turner's Name Richard Kenyon




WOODTURNERS OF NORTH TEXAS
FORT WORTH
Scott Wisdom



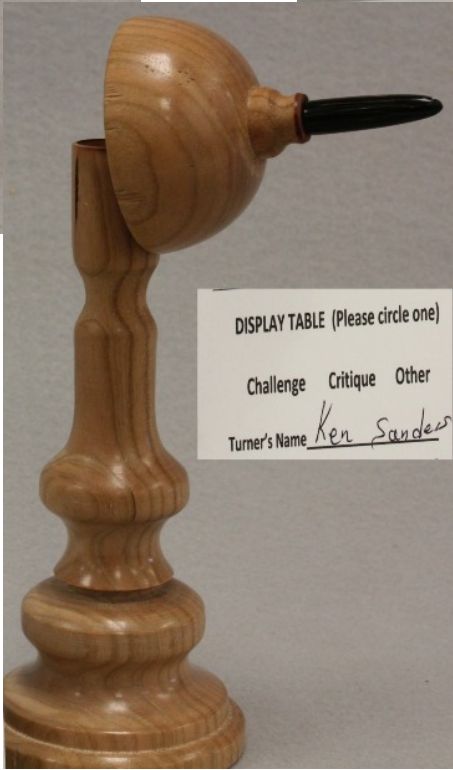
DISPLAY TABLE (Please circle one)
 Challenge Critique Other
Turner's Name Dick Koch




 Dick Koch



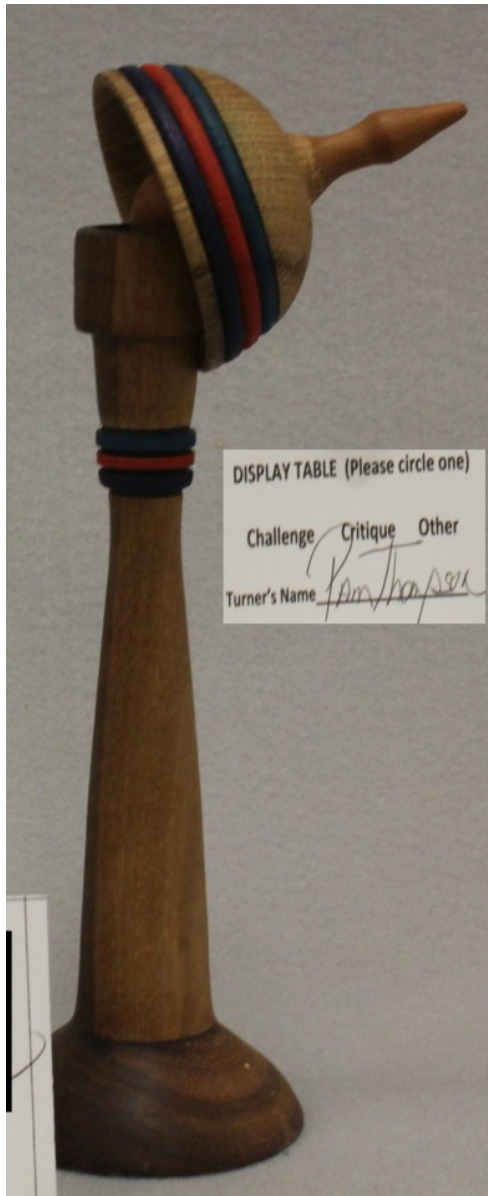
DISPLAY TABLE (Please circle one)
 Challenge Critique Other
 Name David Walker



DISPLAY TABLE (Please circle one)
 Challenge Critique Other
 Turner's Name Ken Sanders



DISPLAY TABLE (Please circle one)
 Challenge Critique Other
 Turner's Name Jeff Allen





Last Month's Critique

Each month we have a table set aside to display items that our members bring in for constructive criticism. We encourage all members, especially those who are new to turning, to submit their work for critique. The objective is to provide constructive encouragement to help members develop their skills.





EMPTY BOWLS

Empty Bowls is an annual one-day fund raising event for the Tarrant Area Food Bank. The Food Bank provides food to sister agencies in 13 surrounding counties. The sister agencies then provide the food to needy children and families. Patrons at the Empty Bowls event pay \$65 or more and get to choose a bowl (wood, ceramic or glass) to take home and sample food from numerous booths of local restaurants. There are also numerous corporate sponsors that provide a sizeable portion of the total Donations.

The March 2018 event raised \$249,000, which is slightly more than last year.

The next Empty Bowls event will be May 1, 2019.

We ended this cycle with 320 turned items from 41 people or about 21% of our membership. At the top of the list was Bill Holt and Danny Woods was second. That's a great total and should make lots of people happy with the bowl of their choice at the Empty Bowls Event. By the way the event is just around the corner on Wednesday, May the 1st. Get your tickets and come to a fun event with lots of good food supporting a worthy cause.

The people participating in the top turning demo on May 1st are David Baulch, Scott Wisdom, Bill Collins, Joe Wigner, Bob Wiggins and Tom Beatty. These people wanted to be in the demo and donated turned items to Empty Bowls.


If you have any recommendations or questions send me, Ron Traylor, an email at randkbiz@msn.com.

Empty Bowls 2018/2019

<u>Turners Name</u>	<u>Mar</u>	<u>Total</u>	<u>Non Bowl Items</u>	<u>Mar</u>	<u>Total</u>
Bill Holt		59	Bill Holt		12
Danny Woods		40	Don Christansen	1	4
Greg Stehle		24	Danny Woods		3
David Baulch	4	21	Wayne Clowers		2
Wayne Clowers		20	Jimmy Gill		1
Rick Hallabough		19	Don York		1
Jim Barkelew		16			
Scott Wisdom		10	Grand Total		<u>23</u>
Jerry Newton		9			
Ron Traylor		7	Percentage of total		
Roy Steelman	4	7	members donating		21%
Bill Collins		6			
Glynn Cox		5	Total turned items		
Joe Wigner		5			
David Wilson		5			
Jimmy Gill		5			
David Carter		3			
J. S.		3			
Dick Koch		3			
Jimmy Fife		3			
Sandy Jarrell		2			
M. E.		2			
P. Evans		2			
Bruce Imsande		2			
Rick Gauthier	1	2			

Empty Bowls 2018/2019

<u>Turners Name</u>	<u>Mar</u>	<u>Total</u>
Pam Thompson		1
Jim Tanksley		1
Bob Wiggins		1
Don York		1
John Lauderbaugh		1
Steve Thomason		1
Ron Howe		1
Don Christiansen		1
Jenny Newton		1
Legrand		1
Blake Hickerson		1
Tom Beatty		1
Richard Kenyon		1
Tom Echols		1
Kelly Wootton		1
S. R.		1
H. W. C.		1
Monthly Total	9	
Grand Total		<u>297</u>



Beads of Courage Program

This program is designed to support, strengthen and encourage children and families coping with serious illness. The program lets the children tell their story using colorful beads as meaningful symbols that commemorates milestones they have achieved along their treatment path. The average child gets 500 beads. The Woodturners of North Texas is taking on the challenge again this year.

Requirements

The lidded box/bowl interior diameter should be 6" (5" minimum diameter, 6" depth, 4" minimum). The lid should have a finial/knob that is easy for a child to grasp and not too elaborate. The 'Beads of Courage' logo bead to be placed inside or outside will be available at the meeting or can be mailed to you upon request. The "Beads of Courage" inscription can also be engraved or burned in the lid and can be placed inside or outside of the lid (no political or religious undertones are accepted). Customarily your box or bowl will be taken to SWAT and displayed along with the others from the club. Your thanks is knowing a very ill child is getting something that will help them through difficult times.

Please visit the Beads of Courage website at [http://www.beadsofcourage.org/resources/images/2018 AAW handout-guidelines.pdf](http://www.beadsofcourage.org/resources/images/2018_AAW_handout_guidelines.pdf) for finish suggestions and other details on ways to also contribute. The workmanship and finish should be in keeping with WNTx standards.

Mentors

Name	City	Phone	General turning													
			Bowls	Pens	Segmented	Tool Making	Decoration & Inlay	Sharpening	Fundamentals	Natural Edge	Multi-axis	Hollow Forms				
Boehme, Billy	Arlington	817-275-7473 (h)	•	•												
Clowers, Wayne	Haltom City	817-834-7755 (h)		•	•	•										
Cox, Glynn	Keller	817-337-0210 (h)	•			•			•							
Denke, Fred	Fort Worth	817-292-3479 (h)		•				•								
Derczo, Johnny	Mansfield	817-516-9006 (h)				•										
Horn, John	North Richland Hills	817-485-7397 (h) 817-944-3993 (c)	•						•	•						
Jarrell, Sandy	Fort Worth	817-732-2916 (h) 817-944-3993 (c)	•	•				•	•	•	•					
Lauderbaugh, John	North Richland Hills	817-485-5469 (h)	•						•							
Marshall, Dave	Fort Worth	817-229-9676 (c)	•													
Roberts, Larry	Arlington	817-465-6397 (h)								•	•					
Tanksley, Jim	Mansfield	817-453-5100 (h)		•											•	
Tkacs, Peter	Denton	940-271-4728 (h)	•													
Wiggins, Bob	Arlington	817-274-1332 (h)	•	•					•							

Updated 3/23/2019

Support these businesses that support us!



10% discount to current Woodturners of North Texas members.

<http://www.woodworldtx.com/>

13650 TI Blvd.
Dallas, TX 75243
(972) 669-9130



10% discount to current Woodturners of North Texas members.

<http://www.rockler.com/>

3810 S. Cooper St.
Arlington, TX 76015
(817) 417-0070



15% discount and free shipping. Exclusions apply.

<https://www.hartvilletool.com/>

1-800-345-2396

8:00am-5:00pm EST M-F

Craft Supplies

woodturnerscatalog.com

1-800-551-8876



10% discount to current Woodturners of North Texas members.

<http://www.woodcraft.com/>

754 Grapevine Hwy
Hurst, TX 76054
682-334-1025

Anchorseal®

The club has purchased a 55-gallon drum of Anchorseal sealant for green wood and it is available to members for \$10.00 per gallon. It can be purchased at club meetings. Contact James Haynes for payment.

Rules for advertisements: Free ads are available only to WNT members. The deadline for submission or cancellation of an ad is the 10th of the month to be placed in that month's newsletter. Ads will only run for one issue unless notified (email wntnewsletter@gmail.com) by the 10th of the month. Also, if you decide to cancel an ad, please notify the editor (have you spotted the trend yet?) by the 10th of the month.

The Regular Monthly Meetings are held on the last Thursday of each month at the Handley-Meadowbrook Lions Club, 6013 Craig Street, Fort Worth, TX.

Board meetings are held on the second Monday of each month at Spring Creek Barbecue 6704 Lake Worth Blvd (Hwy 199). Check the WNT web site for any updates. All WNT members are invited to attend. If you would like to join the group for dinner, it begins at 5:30 PM and the business meeting starts at 6:30 PM.

Board of Directors

President	Bill Collins	Cell 817-797-6715
Vice President	Pam Thompson	Cell 817-542-4156
Past President	Glynn Cox	Home 817-337-0210
Treasurer	James Haynes	Cell 214-801-1775
Librarian	David Baulch	Cell 817-729-7600
Activities	Bob Wiggins	Cell 817-690-7131
Newsletter	Ron Schiller	Home 214-518-6142
Secretary	Brian Begina	Cell 817-829-6106
Audio-Visual	David Walker	Cell 972-345-1738
Logistics	Bob Clark	Cell 817-304-3318
Member-at-Large	David Carter	Cell 972-922-7182