

Woodturners of North Texas



Next Meeting: Thursday, January 31st, 2019

Meeting Start: 6:30 PM

Handley-Meadowbrook Lions Club 6013 Craig Street Fort Worth, TX

Inside This Issue

This Month's Program 1 Calendar 3 Making Good Shavings 4

Sign-ups for Michael Hosaluk classes open this Thursday night.

Space is limited!

Fun with Polygons by John Solberg



I retired from the electronic industry about 17 years ago. My wife, a woodcarver, dragged me to a carving class she was taking and told me I would find something to do. Turns out there were lathes there. Not being a carver I was able to use a lathe they had and turned my first pen. After that evening I was hooked and the next week I had my first lathe, a Jet

Mini. In 2007 I attended the AAW Symposium in Portland OR and bought a Powermatic 3520B while at the show. After turning about 1,000 pens I have moved on to turning just about anything both between centers and side grain in a chuck. I particularly like turning bowls for the Empty Bowls Program.

I am an active member of three woodturning clubs. The Dallas Area Woodturners, Woodturners of North Texas in Fort Worth, and the Golden Triangle Woodturners of Denton. I enjoyed the challenge of being President of Golden Triangle a few years ago. I have attended SWAT ever since I became interested in woodturning and have been a demonstrator there four times.

The program tonight will be about Fun with Polygons. We'll describe a regular polygon, how to lay one out with various number of sides, and then turn a seven sided bowl or platter. We will talk about alternative methods of chucking, the various tools used, how to complete the bottom, and sanding and finishing. Here is a [link to the mathematics of a polygon and its layout](#) that you might find interesting. We will talk a bit about that Thursday as well.

The Woodturners of North Texas newsletter is published monthly. Inputs are due to the editor by the tenth of each month for inclusion in that month's newsletter.

WNT gives permission to all other AAW woodturning chapters, woodworking magazines, and newspapers to use any text material and accompanying photos or drawings contained herein for the benefit of woodturners everywhere. We ask that credit be given to the source of the material. WNT logos and graphics may not be copied without permission.

Copyright 2018, Woodturners of North Texas

WNT WEB SITE: <http://www.wntx.org/>

Calendar of Events

January 31st - Regular Monthly meeting 6:30 PM, Lions Club,

**Demonstrator: John Solberg
“Fun with Polygons”**

February 9th - Rockler Demo 11am-3pm

**South Cooper, Arlington
(see Bob Wiggins)**

February 28th - Regular Monthly meeting 6:30 PM, Lions Club,

**Demonstrator: Mike Mahoney
“ Remote demo on turning a drinking cup,
shear scraping, and bowl coring”**

March 28th - Regular Monthly meeting 6:30 PM, Lions Club,

Demonstrator: TBA



... making
Good
Shavings

President's Pen for January 2019

From American Woodturner December 2018

In Memoriam: Ray Key

In September, the world lost yet another woodturning master with the passing of England's Ray Key. A talented author, teacher, and demonstrator, president and founding member of the AWGB (Association of Woodturners of Great Britain), liveryman of The Worshipful Company of Turners of London, and recipient of the first Master in Turning Award bestowed by the Turners Company, Ray Key was a true woodturning inspiration.

Ray's books and articles are only a small part of the wealth of knowledge he has left for the benefit of our craft. Indeed, he was a friend and mentor to all those he met, and his works reside in numerous collections around the world.

I knew Ray had not been well for some time, and it was at a 2017 meeting of The Worshipful Company of Turners that he pulled me aside and asked if I would do him a woodturning favor. Soon after, I spent a week with Ray and his wife Liz to help finish a large order of salad bowls in ash that Ray had become too weak to complete himself. He confided, "You are someone I can trust to do it my way and to do my shape." Ray was a stickler for form and proportion and used the golden ratio

to inform his design sense. I had done production turning of bowls but had forgotten the effort involved in just pre-paring the blanks, not to mention the turning itself. Ray's order—requiring a mix of plain hard

work and attention to detail—was a reflection of his passion and commitment to woodturning for well over forty years.

Ray was able to juxtapose delicate and thoughtfully designed gallery pieces with well-turned treen and wooden tableware that would grace any environment. His work was rarely embellished, and, not being one to mince words, Ray was fond of the adages, “Keep it simple, stupid!” and “If in doubt, leave it out.”

Ray’s videos were some of the first I purchased. He was a great teacher, check out his DVDs.

Keep turning and stay safe.

See you on Thursday.

**Bill Collins
President**



Christmas Banquet Donors

The following folks were donors to this year's auction:

JIM BARKELEW	DAVID BAULCH	BILL BOEHME
JAMES BOYETT	R C	DAVID CARTER
DON CHRISTIANSEN	DAVID COLLEY	BILL COLLINS
GLYNN COX	MARK FORREST	JIMMIE GILL
RICK HALLABOUGH	ASHLEY HARWOOD	JAMES HAYNES
BLAKE HICKERSON	RON HOWE	SANDY JARRELL
DICK KOCH	CHARLES LINEHAM	DAVID MARSHALL
CHARLEY PHILLIPS	JIMMY RICKS	RONNY ROBERSON
LARRY ROBERTS	GREG STEHLE	MICHAEL STEPHENS
JIM TANKSLEY	STEVE THOMASON	RON TRAYLOR
BOB WIGGINS	DAVE WILSON	SCOTT WISDOM
DANNY WOODS	STEVE YAUCH	DON YORK

Thanks to these donors for their support!

2018 Christmas Banquet





WNT 2019 MEMBERSHIP RENEWAL

Annual membership renewal is due January 1 each year.

If you have not already renewed, please do so at the January meeting.

Because we were unable to begin dues collection at the November meeting, January dues collection will begin at 5:15 p.m.

Preprinted forms with your 2018 information will be provided for your review.

You may pay \$24 with cash or check. Exact change will be appreciated. WNT is not set up to take credit or debit cards. Make your check payable to **Woodturners of North Texas**.

Thanks.

James D. Haynes, Treasurer

Learning the Art of Woodturning

The National Art Honor Society (NAHS) hosted a woodturning workshop on Saturday, November 10 to expose Fort Worth Country Day School students to this unique art form.

During the three-hour workshop, students, faculty and staff learned woodturning techniques from eight instructors, all members of the Woodturners of North Texas (WNT) chapter. Each participant was paired with an instructor and a lathe to create a candlestick. Instructors included John Horn, Bob Wiggins, Glynn Cox, Bill Collins, Ron Traylor, Ronnie Nuzum, Pam Thompson, and Rick Gauthier

Many of the instructors became interested in woodturning later in life, and they were excited to introduce high school students to woodturning.

In addition to the instruction, the woodturners brought a variety of objects they had made on the lathe to show students the versatility of the art form. Objects included bowls, cups, pens and more. Two woodturners also demonstrated how to make bowls and spinning tops on the lathe.

Lauren Cunningham, Upper School Art/Art History Teacher and NAHS Advisor discovered WNT this past March at the [Empty Bowls](#) fundraiser event. “Some of their members were giving demonstrations on the lathe. I asked them if they ever came to schools and worked with students and they said yes.” she noted. “They were very excited to work with high school students for the first time.”

Michael Hosaluk - Expert Instructor for this Spring



My love of woodworking is not only for the beauty and mystery of the material, but in the inventing of new techniques and processes to create objects.

The materials I use relate to the objects I make. At times a piece of salvaged wood will become a starting point of design. Other times, a design will call for a piece of wood with incredible grain. Using plain wood like birch allows me to approach the objects as a three dimensional canvas. Here, I can apply a variety of surface design techniques to express an idea.

My work tells stories from my life, places I've been, people I've met, architecture, our environment. These stories are interwoven into the objects I create. Craft goes beyond the pleasure of our senses and deals not only with aesthetics, but

social and ideological lives.

Michael Hosaluk is recognized internationally and in Canada as one of the world's most creative wood "turners". Born in 1954, in Invermay, Saskatchewan, Hosaluk is self-taught.

Hosaluk's work covers a wide range of objects and materials including functional vessels, furniture and sculptural pieces. His work is humorous and elegant, possesses character and gesture and is full of reference to architecture, nature and culture. Hosaluk's work has been exhibited throughout Canada, in Europe, China, Japan, Australia and the United States.

Hosaluk's pieces can be found in the permanent collections of Her Majesty Queen Elizabeth II, Buckingham Palace; Zhao Xiu, Governor of Jilin Province, China; Idemitsu Corporation, Tokyo; Los Angeles County Museum of Art; The Detroit Institute of Arts; Yale University Art Gallery; Minneapolis Institute of Art and the Royal Ontario Museum.

He has lectured and demonstrated extensively throughout Canada, the United States, Australia, New Zealand, Great Britain, France, Norway and Israel. In 2003, he participated in the French Association of Turned Wood's conference Artistic Woodturning Worldwide in Puy St. Martin, France. Hosaluk has also been the coordinator of the biennial International Wood Furniture/Turning Conference since 1982.

Hosaluk is a member of the Royal Canadian Academy of Arts and earlier this year became an Honourary Lifetime Member of the Saskatchewan Crafts Council. He is active on the Steering Committee of the Furniture Society of North America, and is on its Advisory Board.

Hosaluk's work has recently been profiled in numerous publications including Fine Woodworking; American Craft; and Woodwork magazines. Hosaluk is also the subject of a book published in 2002 by Guild Publishing, titled Scratching the Surface: Michael Hosaluk.

Michael Hosaluk lives and has his studio near Saskatoon, Saskatchewan.

Hosaluk Classes

Sign-up sheets will be on the table by 6 pm at the January meeting. It will be a first come first served basis.

This is a great opportunity to take classes from a world renown woodturner and artist.

Classes will be 150 dollars for an all day class.

Classes will be held at the shop of Glynn Cox.

Schedule of Classes

Day 1 - turning tops, turning a ball, and off-set candle holder

Day 2 - ladle with carved handle, spatula, microwave bending spindle

Day 3 - end grain bowl with carved feet

Day 4 - turning very thin small bowl covering cutting techniques and scraping

Day 5 - box making, cutting and re-assembling of boxes. Options for box making

Librarian's Suggested/Favorite Reads and DVD's

David Baulch - Club Librarian

Jimmy Clewes appears to be the initiator of the “need for speed.” First time I ever heard the “ turn it up to *Oh-my-God* and back it off a little” was in a class with Jimmy Clewes. Jimmy is not your ordinary woodturner. Jimmy is on the Register of Professional Woodturners in the United Kingdom and a member of the American Association of Woodturners. He has over 22 years of experience in woodturning and woodworking.

It was not long after leaving school at the age of 16, he attained an apprenticeship in engineering and decided to further his studies by attending Manchester Polytechnic in Manchester, England. He received a 2:1 Honours Degrees with special emphasis on learning 3-Dimensional Design. With that focus, he began to specialize in designing and making furniture which was influenced by Japanese tools and design. And it was during his time in college that his interest in woodturning was rekindled.

Many of these are available in the library.

Jimmy is the first to acknowledge that personal tutelage is by far the best way to learn. However, since that is not always possible, he released the critically acclaimed DVD Turnaround with Jimmy Clewes which sold thousands of copies around the world. The then released a 3-box set DVD Turn it On with Jimmy Clewes that incorporates a range of new projects and some fascinating extra features from technical tips to a special trip to a Roman museum. A second 3-box set DVD, Turn it Up with Jimmy Clewes that includes new projects and discusses various methods of mixing and using colors. A third 3-box set DVD, filmed in High Definition Widescreen, Turning the World with Jimmy Clewes includes projects filmed in Norway, Scotland and the United States with special features including the renowned Norway Woodturning Cruise. Back to Basics with Jimmy Clewes a 2-hour single High Definition DVD answers questions in detail on many topics he is often asked during his travels and includes three detailed projects perfect for the novice turners.

First class I ever took was with Jimmy Clewes sponsored by WNTX. I took another from him sponsored by the Dallas group. I have spoken to

him as SWAT, and watched his YouTube presentations from other groups around the US. He is always informative and a delight to watch. You could do worse, but you could always learn from him. He still has his 3-day classes at his home in Las Vegas (limited to 5 students) and a website for his tools sales.

NEVER BEEN AN AAW MEMBER?

THREE-MONTH INTRODUCTORY AAW MEMBERSHIP

JUST \$20



- Each introductory, three-month AAW membership includes the benefits of AAW membership for three full months, including: one printed copy of the *American Woodturner* journal, and access for three-months to Woodturning FUNDamentals, AAW EXPLORE! Discover Woodturning, AAW Connects, AAW Forum, tips library, safety resources, learning and mentoring materials, grant opportunities, specialty programming, services, and more.
- Available to new members one time only. When the introductory three-month membership period ends, individuals who have not cancelled are automatically renewed for an additional nine-month period for just \$40.



SIGN UP

<http://tiny.cc/1TM2040>

Visit us at woodturner.org

Who's up for a Challenge?

The Challenge for November 2018 was to turn and donate a centerpiece for our Christmas banquet. Those who participated were:

Jim Barkelew
David Carter
Don Christiansen
David Colley
Bill Collins
Glynn Cox
Rick Hallabough
James Haynes
John Horn
Blake Hickerson

Ron Howe
Dick Koch
Charles Linehan
Ron Traylor
Ronnie Roberson
Larry Sweeney
Pam Thompson
Bob Wiggins
Kelly Wootton
Don York

Thanks to all who participated and helped to make our Christmas banquet tables more festive.

The Challenge for December was to turn ANYTHING from the cedar elm logs/blanks that Larry Roberts brought to the November meeting. If by chance you were not at the meeting and still want to participate in the Challenge, choose a "green" blank and turn something of your choice. We also were given the January 2019 challenge during our November meeting. This Challenge was - Because you have so much time on your hands after the holidays, turn something that has to do with TIME.

Both the December and January challenges will be due at the January meeting.

Please don't forget to fill out a card for each of your projects and put your extra name card with your items for the newsletter photo. It is important to do this to get credit for next month's quarterly drawing.

Our last quarterly drawing was held at the November meeting and the results were as follows:

- | | |
|--|------------------|
| 1. Magnetic light. - | Rick Hallabough |
| 2. Ambrosia maple 8x5 bowl blank - | Scott Wisdom |
| 3. Spalted Hackberry 10x4x5 and \$20
Craft Supplies gift certificate- | Danny Woods |
| 4. BLM platter blank - | Bob Clark |
| 5. White oak 12x4x4 blank and \$20
Rockler gift certificate - | James Haynes |
| 6. BLM 12x3x3 blank and \$20 Craft
Supplies gift certificate - | Kelly Wootton |
| 7. 3/8" captive ring tool and \$20
Rockler gift certificate - | Don York |
| 8. Spalted BLM blank - | Dick Koch |
| 9. Cypress 18x19x4 blank - | Larry Sweeney |
| 10. BigMonk Shedua blank and
Paduak blank - | John Lauderbaugh |
| 11. BLM blank - | Pam Thompson |
| 12. 18x22x4 blank - | Randy Johnson |

I hope to see you all on Thursday!

Pam Thompson




Last Month's Challenge

— Table Centerpieces —








 **Don**
Christiansen
Grandbury



 **Glynn Cox**







Last Month's Critique

Each month we have a table set aside to display items that our members bring in for constructive criticism. We encourage all members, especially those who are new to turning, to submit their work for critique. The objective is to provide constructive encouragement to help members develop their skills.

November's participants were:

- | | |
|--|----------------|
| Butterfly of Maple and Pink Ivory - | Dick Koch |
| Basket of Illusion made from Black Cherry - | Bill Boehme |
| Bowl from a board - | Ronny Roberson |
| Ornamental turned box of Walnut and Poplar - | Larry Sweeney |



EMPTY BOWLS

Empty Bowls is an annual one-day fund raising event for the Tarrant Area Food Bank. The Food Bank provides food to sister agencies in 13 surrounding counties. The sister agencies then provide the food to needy children and families. Patrons at the Empty Bowls event pay \$65 or more and get to choose a bowl (wood, ceramic or glass) to take home and sample food from numerous booths of local restaurants. There are also numerous corporate sponsors that provide a sizeable portion of the total donations.

The March 2018 event raised \$249,000, which is slightly more than last year.


The next Empty Bowls event will be May 1, 2019

The holidays are over now so hopefully many of you will have some time to turn a few bowls or other items for Empty Bowls. We also need to increase our top inventory so your help with those would be appreciated.

We are still trying to get to 300 by the next EB event but we only have 148 turned items so far.

If you have any recommendations or questions send me, Ron Traylor, an email at randkbiz@msn.com.

Empty Bowls 2018/2019								
<u>Turners Name</u>	<u>Nov</u>	<u>Dec</u>	<u>Total</u>	<u>Non Bowl Items</u>	<u>Nov</u>	<u>Dec</u>	<u>Total</u>	
Bill Holt			42	Jimmy Gill				1
Greg Stehle	3		24	Don Christansen	3			3
Rick Hallabough	5		14	Bill Holt				12
Scott Wisdom	2		10					
Jerry Newton			9	Grand Total				<u>16</u>
Ron Traylor	1	1	7					
Glynn Cox			5	Percentage of total				
Joe Wigner			5	members donating				10%
Roy Steelman		2	3					
Sandy Jarrell			2					
David Baulch			2					
Bruce Imsande			2					
Kelly Wootton			1					
J. S.			1					
Jimmy Fife			1					
S. R.			1					
H. W. C.			1					
Danny Woods			1					
Jim Barkeleyw			1					
Monthly Total	11	3						
Grand Total			<u>132</u>					



Beads of Courage Program

This program is designed to support, strengthen and encourage children and families coping with serious illness. The program lets the children tell their story using colorful beads as meaningful symbols that commemorates milestones they have achieved along their treatment path. The average child gets 500 beads. The Woodturners of North Texas is taking on the challenge again this year.

Requirements

The lidded box/bowl interior diameter should be 6” (5” minimum diameter, 6” depth, 4” minimum). The lid should have a finial/knob that is easy for a child to grasp and not too elaborate. The ‘Beads of Courage’ logo bead to be placed inside or outside will be available at the meeting or can be mailed to you upon request. The “Beads of Courage” inscription can also be engraved or burned in the lid and can be placed inside or outside of the lid (no political or religious undertones are accepted). Customarily your box or bowl will be taken to SWAT and displayed along with the others from the club. Your thanks is knowing a very ill child is getting something that will help them through difficult times.

Please visit the Beads of Courage website at [http://www.beadsofcourage.org/resources/images/2018 AAW handout-guidelines.pdf](http://www.beadsofcourage.org/resources/images/2018_AAW_handout_guidelines.pdf) for finish suggestions and other details on ways to also contribute. The workmanship and finish should be in keeping with WNTx standards.

Mentors

Name	City	Phone	General turning	Bowls	Pens	Segmented	Tool Making	Decoration & Inlay	Sharpening	Fundamentals	Natural Edge	Multi-axis	Hollow Forms
Beasley, John	Denton,		•	•									
Boehme, Billy	Arlington	817-275-7473 (h)	•	•									
Clowers, Wayne	Haltom City	817-834-7755 (h)		•	•	•							
Cox, Glynn	Keller	817-337-0210 (h)	•			•							
Denke, Fred	Fort Worth	817-292-3479 (h)		•			•						
Derczo, Johnny	Mansfield	817-516-9006 (h)				•							
Horn, John	North Richland Hills	817-485-7397 (h)	•					•	•				
Jarrell, Sandy	Fort Worth	817-732-2916 (h)	•	•									
Lauderbaugh, John	North Richland Hills	817-485-5469 (h)	•					•					
Marshall, Dave	Fort Worth	817-229-9676 (c)	•										
Moyer, Ray	Eules	817-283-8452 (h)						•					
Roberts, Larry	Arlington	817-465-6397 (h)						•	•				
Solberg, John	Denton		•	•							•		
Tanksley, Jim	Mansfield	817-453-5100 (h)	•									•	
Tiefel, Paul	Southlake	817-379-9533 (h)	•								•	•	
Tkacs, Peter	Denton	940-271-4728 (h)	•										
Wiggins, Bob	Arlington	817-274-1332 (h)	•										


Support these businesses that support us!



10% discount to current Woodturners of North Texas members.

<http://www.woodworldtx.com/>

13650 TI Blvd.
Dallas, TX 75243
(972) 669-9130



10% discount to current Woodturners of North Texas members.

<http://www.rockler.com/>

3810 S. Cooper St.
Arlington, TX 76015
(817) 417-0070



15% discount and free shipping. Exclusions apply.

<https://www.hartvilletool.com/>

1-800-345-2396

8:00am-5:00pm EST M-F

Craft Supplies

woodturnerscatalog.com

1-800-551-8876



10% discount to current Woodturners of North Texas members.

<http://www.woodcraft.com/>

754 Grapevine Hwy
Hurst, TX 76054
682-334-1025

Anchorseal®

The club has purchased a 55-gallon drum of Anchorseal sealant for green wood and it is available to members for \$10.00 per gallon. It can be purchased at club meetings. Contact James Haynes for payment.

Rules for advertisements: Free ads are available only to WNT members. The deadline for submission or cancellation of an ad is the 10th of the month to be placed in that month's newsletter. Ads will only run for one issue unless notified (email wntnewsletter@gmail.com) by the 10th of the month. Also, if you decide to cancel an ad, please notify the editor (have you spotted the trend yet?) by the 10th of the month.

The Regular Monthly Meetings are held on the last Thursday of each month at the Handley-Meadowbrook Lions Club, 6013 Craig Street, Fort Worth, TX.

Board meetings are held on the second Monday of each month at Spring Creek Barbecue 6704 Lake Worth Blvd (Hwy 199). Check the WNT web site for any updates. All WNT members are invited to attend. If you would like to join the group for dinner, it begins at 5:30 PM and the business meeting starts at 6:30 PM.

Board of Directors

President	Bill Collins	Cell 817-797-6715
Vice President	Pam Thompson	Cell 817-542-4156
Past President	Glynn Cox	Home 817-337-0210
Treasurer	James Haynes	Cell 214-801-1775
Librarian	David Baulch	Cell 817-729-7600
Activities	Bob Wiggins	Cell 817-690-7131
Newsletter	Ron Schiller	Home 214-518-6142
Secretary	Brian Begina	Cell 817-829-6106
Audio-Visual	David Walker	Cell 972-345-1738
Logistics	Bob Clark	Cell 817-304-3318
Member-at-Large	David Carter	Cell 972-922-7182