

Woodturners of North Texas

A CHAPTER OF THE
AMERICAN ASSOCIATION OF WOODTURNERS

Twentieth Anniversary Year

January 2008 Program:

"Ornamental Turning Demonstration"

Next Meeting:

**Thursday,
January 31, 2007
Start Time: 6:30 PM**

**R. D. Evans Recreational
Center
3242 Lackland Rd.
Fort Worth, TX**

Inside This Issue

This Month's Program	1
Making Good Shavings	2
Holiday Banquet Pictures	4
Last Month's Program	5
Fine Arts Day	6
Bring Back Winners	7
From the Editor	7
Empty Bowls Report	7
AAW Membership Benefits	8
New Library Additions	9
Advertisements	10
Calendar	10
Club Officers	10

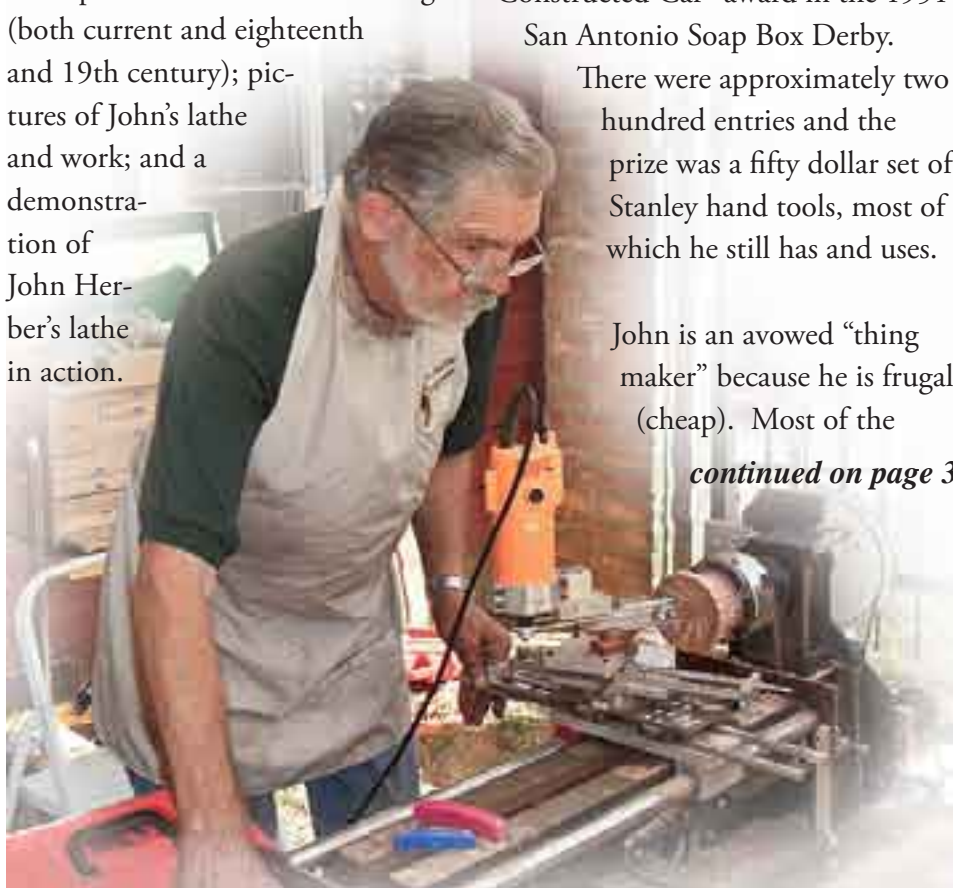
Our January 2008 program will be presented by John Herber, one of our long-time members and will feature the ornamental lathe that he designed and built. The program will include historical information on the subject; information on ornamental turning organizations; pictures of some pieces of ornamental turnings (both current and eighteenth and 19th century); pictures of John's lathe and work; and a demonstration of John Herber's lathe in action.

John retired in 1999 after working as a electromechanical design engineer in the aircraft industry for over thirty years. His interest in woodworking started at an early age when he built a Soap Box Derby racer in 1951. The car was built using laminated construction and won the "Best Constructed Car" award in the 1951 San Antonio Soap Box Derby.

There were approximately two hundred entries and the prize was a fifty dollar set of Stanley hand tools, most of which he still has and uses.

John is an avowed "thing maker" because he is frugal (cheap). Most of the

continued on page 3



... making Good Shavings

President's message
by Stormy Boudreaux

The January 31 monthly meeting of WNT will be very nearly your last opportunity to contribute a bowl to the Tarrant Area Food Bank's Fifth Annual Empty Bowls program, a very worthy cause. I encourage all of you to craft, at least, one bowl.

Dewayne Hines is the club representative for Empty Bowls and will be collecting the bowls at the January meeting. He will see that they are delivered to the correct location. If you don't have the time to turn a bowl, perhaps you can attend the Empty Bowls event at the Round Up Inn at Will Rogers Memorial Center on 22 February. Paying guests sample savory soups, breads, and desserts donated and served by local restaurants and caterers; and then have the opportunity to select handcrafted or hand-decorated bowls donated by professional artisans, art students, and hobby potters. All of the proceeds are used to feed the needy.

I just returned from the initial organizational meeting for the 2008 South West Area Woodturners Symposium, which will be held in the Waco Convention Center this fall. Our club will again host a demonstration room and will assist in the "Two for One Raffle" on Saturday night. Of note, in addition to the familiar Two for One Raffle there will be a new and different type raffle that will allow individuals to purchase tickets specifically for a chance on a high value turning, but only on that piece of art. At the 2007 Symposium, our club members sold the raffle tickets - that netted \$7330! The raffle ticket dispensers that David Marshall designed and built were a real hit with the crowd.

Well, the temperature is cool and comfortable, it's high time to turn something to show off at the next club meeting. So... keep your tools sharp and your safety gear on and make good shavings!

Stormy



Ornamental Turning - continued from page 1

materials used on projects have come from the scrap yard or have been salvaged from junk either given or found. Purchased materials are the choice of last resort.

The ornamental lathe that he built exemplifies this attribute. Among the many things or disciplines He has done over the years are: lapidary work (both cabochon and faceted);

jewelry making (both fabricated and cast); furniture making; house construction; auto mechanic and construction; and machine shop work. It was when he was into lapidary, and a member of The Arlington Gem and Mineral Club, that he first met two the future WNT members, Randy and Keith Johnson, who, along with his own kids were junior members of the club (early seventies).

The Spring 2007 issue of *American Woodturner* had three articles that are ornamental turning related. You can find these articles beginning on page 40 and continuing through page 53. These three articles are what inspired John to build an ornamental lathe. After construction of his ornamental



lathe, he bought books on the subject and has recently joined Ornamental Turners International (OTI). This is somewhat the reverse of the order in which this should be done. OTI is an international chapter of

AAW and has less than 200 members. They meet once every two years alternating between the East coast and West coast. The next OTI meeting will be in the fall of 2008 near Saint Louis, Missouri. The OTI web site can be found at: <http://www.ornamentalturners.org>. This web site is very interesting and can consume you for hours if you are not careful. Another organization dealing with ornamental turning is the Society of Ornamental Turners (SOT). This is a primarily British organization. Their web site is: <http://www.the-sot.com>.



After John's decision to make an ornamental lathe, his wife, Lynne, has been a widow of the project. Most of his time has been spent modifying, adding to, or learning how to drive (operate) his ornamental turning lathe.

John's woodturning experience started in high school industrial arts shop where his instructor was primarily a basketball coach. He briefly owned a Shop Smith in the early seventies where he scraped out some candle holders. In 2002, a friend of his said "hey, John, Harbor Freight has a neat wood lathe for \$179. Let's each get one". After that purchase, he had to figure out what to do with that silly thing. He attended the Woodworking Show in Arlington where WNT had a demo booth and shortly thereafter was a member of WNT. He has studied under Stuart Batty, David Ellsworth, Nick Cook, and Larry Roberts; all renowned and world wide recognized turners. He has done bowl turning, deep hollow vessels, spindle turning, and pen turning. Much of his equipment is home built. (in keeping with his general philosophy).



2007



ⒼⒺⒶ⒦
ⒻⒻⒺⒹ ...



ⒼⒺⒶ⒦ ⒻⒻⒺⒹⒶ⒦ⒶⒶ⒦Ⓐ⒦ ...

Holiday Banquet

ⒻⒻⒺⒹⒶ⒦ⒶⒶ⒦Ⓐ⒦
⒦Ⓐ ⒸⒺⒸⒶ⒦ ⒻⒻⒺⒹⒶ⒦ⒶⒶ⒦Ⓐ⒦



ⒼⒺⒶ⒦ Ⓐ⒦Ⓐ⒦Ⓐ⒦ ...



... Ⓐ⒦Ⓐ ⒼⒺⒶ⒦
⒦Ⓐ⒦Ⓐ⒦Ⓐ⒦ ⒦Ⓐ⒦
Ⓐ⒦Ⓐ ⒻⒻⒺⒹⒶ⒦ⒶⒶ⒦Ⓐ⒦



November 2007 Program Photographs

Marion McDaniel “Turning a Snowman”



Marion McDaniel demonstrated his techniques for turning a wooden snowman at the November meeting. He began carving and turning several years ago when he retired. The snowmen that he makes have been a very popular item at craft shows where he sells them. As a result of the popularity of this item during the Christmas holiday season, he has developed numerous timesaving techniques and modified tools to allow him to rapidly produce them. He shared his time saving techniques and also provided some insight into marketing these craft show items. The snowmen that he makes have many unique features such as twigs used for arms and small turned decorative items. This was a great demonstration showing how to quickly and easily turn a snowman.



Fine Arts Day @ Smithfield Elementary School



On Friday, January 11, six members of the Woodturners of North Texas and one guest turner from the Golden Triangle Woodturners brought six mini lathes to the Smithfield Elementary School Fine Arts Day event in North Richland Hills where four different classes of fourth and fifth grade students turned and finished candle stick holders under the supervision of the six instructor/coaches. Listed below in alphabetical order are the club members that participated from the WNT: John Herber, Dewayne Hines, John Horn, David Marshall, Max Taylor, and Glynn Cox of the Golden Triangle Woodturners.



In each session emphasis was placed on safety by insisting that each student wear safety glasses and a dust mask while working at the lathe.

The students then turned the material that had been prepared by Ken Cardin, Glynn Cox, Max Taylor, and John Horn. They made candlesticks of their own design with the supervision of their coaches. During the oral presentation in the sessions, the turnings of the instructors were shown and each turner told about some of the features of the particular items the students were viewing. Since many of the schools today no longer teach wood shop classes, we felt it was important

that the students be exposed to the joys of woodturning. As a result of our efforts, we were able to see some of the students' parents that expressed an interest in finding out more about the WNT and possibly becoming a member of the organization.



The Fine Arts Day program at the school is held each year to give the students hands on experience in a variety of artistic activities that are not available in their normal curriculum. The various sessions included painting, dancing, balloon art, music, pottery and other fine art activities.



John Horn



“Bring-Back” Drawing Winners

Don't forget that if you were a winner of any item in the November 2007 drawing, you are obligated to bring a replacement item for the January 2008 “Bring Back” drawing. The rules for the “Bring Back” drawing are that winners of a turned item must bring a turned item of their own creation to the next meeting and the winners of any other item must bring something that would be of interest to woodturners. That would include, but is not limited to something that you turned, a tool or jig, wood, book, or magazine. If you have fallen behind in bringing a turned item for the “Bring Back” drawing, now is the time to make up for any items that you owe and please remember to bring a turning to the January meeting.

... from the Editor

The 2007 Holiday Banquet was a great success with lots of food, prizes, fellowship, and auction items. We owe the following individuals special thanks for their contribution to the success of the auction by donating one or more turned items each: Walter Barrett, Jacques Blanchard, Stormy Boudreaux, Devore Burch, Chelsea Deakins, Fred Denke, Larry Denning, Linda Gryfon, Matthew Haynes, James Haynes, Dewayne Hines, Rick Hodges, John Horn, Kenneth Kilpatrick, Dave Marshall, Marion McDaniel (November demonstrator), Hollis McLane, Bill Meador (October demonstrator), Steve Ott, Ken Phillips, Sherrie Phillips, Larry Roberts, Jim Tanksley, and Steve Yauch.

There are numerous activities in progress and planned for the near future. Check out all of the articles in this month's newsletter to see what is going on.

BRB



Please bring the bowls that you have turned to donate to the Empty Bowls Project to our next WNT club meeting Thursday January 31. I will deliver the donated bowls on February 1. The TCFB prefers to have the bowls early, but will accept bowls up to the date of the event, especially wooden bowls which are generally the first ones to go. If you make bowls after our meeting date please contact me and I will come get them.

Empty Bowls will be on Friday 22 February this year at the Will Rogers Center. This is an excellent fund raiser for the food bank. We need your donated

bowls to help it continue being a success.

More information on the Empty Bowls Project for 2008 can be found on the Tarrant Area Food Bank web site: <http://www.food-bank.us/calendar.html>.

Changes for this year:

- Price now \$35, in advance only. Order Online or Purchase In Person at the Food Bank.
- No tickets sold at the door.
- A limited number of \$100 tickets will let you be part of the first 150 people to pick bowls.

Dewayne Hines
Cell: 817-919-8145



AAW Membership Benefits 2008

Why You Should Belong:

Larry Genender, AAW Chapters and Membership Chairman, Addresses November WNT Meeting

Larry Genender, WNT member and AAW Board member, discussed AAW membership benefits and held a Q&A session at the November 2007 WNT club meeting. As chairman of AAW Chapters and Membership, Larry discussed initiatives for attracting new members, enhancing member benefits, improvements to the AAW journal, the American Woodturner, and recognition of a new "Star Chapter" category.

The AAW currently has over 13,000 members in over 275 Chapters worldwide. It is the cohesive force in American woodturning. Besides this, there are tangible benefits of AAW membership:

1. The journal of the AAW, the *American Woodturner*, is currently published four times a year and is included with AAW membership. Plans are underway to publish six times a year. Many say that the *American Woodturner* alone is worth the price of AAW membership. Coming soon: past articles from the *American Woodturner* are to be archived in the Members' Only area of the AAW web site.
2. The AAW Resource Directory, included with AAW membership, is a valuable source of information. Its 243 pages include a listing of contact information for every AAW member as of January 1 of that year, a listing of Chapters, the AAW Bylaws, an extensive listing of publications, DVDs, and videos related to woodturning, a listing of available demonstrators and resources, and much more.
3. The AAW personal liability insurance plan covers AAW members at local Chapter sanctioned events. This covers AAW members and Chapters from claims for injuries that may occur at local Chapter meetings, demonstrations, and other activities.

4. Educational Opportunities Grants (EOG). Last year about \$80,000 was awarded to deserving Chapters and individuals to advance learning in woodturning. Further information and rules can be found in the Winter 2007 issue of the *American Woodturner* and on the AAW web site, <http://www.woodturner.org>.
5. The AAW web site, <http://www.woodturner.org>, now has a Members Only section where you can access information available only to members. The open web site has a host of useful information – I encourage you to visit it.
6. Chapter Competitions. The AAW sponsors Chapter competitions for their newsletters, for their web sites, and also the Collaborative Challenge, which is a wonderful way for Chapter members to work together and produce a project to compete with Chapters from across the nation. I personally have been involved in two winning projects (OK, one came second!). And it is a source of fellowship and fun.
7. The Annual Symposium is an amazing event. There are demonstrations, exhibits, lectures and a huge trade show. If you haven't been to one you've missed a real woodturning experience.

All of these benefits only cost \$45 per year. Please consider joining the AAW – it will benefit you more than you think and will support the organization that supports you and your Chapter. There are three ways to join the AAW.

- Go online and join through our web site.
- Complete the application in the AAW brochure. Contact me at Larry_G@woodturner.org and I'll get one to you a copy.
- Call the AAW office (651-484-9094).

If you want more information or have comments I welcome your e-mail and phone calls.

Larry



New Library Additions

Bowl Basics: A Workshop with Mike Mahoney


An instructional DVD -- 100 minutes run time. This is very good introduction into making bowls. The author is an internationally known wood turner. Mike stresses safety, provides a formula for determining correct lathe speed with respect to bowl diameter. Tool position is shown, along with how to correctly hold the tool and how to stand correctly for beginning turner. Proper tool rest height is shown as many different projects are demonstrated.

Included is a dry bowl, natural edge bowl and a calabash bowl demonstration. In addition, there are sections on drying green bowls, power sanding, tool grinding and sharpening, two types of finishes, chucks, and tools steels are discussed.

I found the video to be very informative including a section about sizing the tenon for installing in a chuck. In fact the importance of the tenon shoulder was stressed and how to prepare the bottom for the eventual removal of the tenon upon reversing the bowl was ably demonstrated.

The only area that I believe was a little weak was the author's lack of description on preparing the tenon with a slight dovetail. Vicmarc equipment is used throughout the demonstration and the VM-120 chuck is equipped with dovetail jaws, hence the dovetail tenon requirement. This might cause trouble for a beginner utilizing straight jaws like found on a Talon chuck but otherwise this was a very good video suitable for the beginner and more experience turner.

--Randy Johnson, Librarian



The Woodturner's FAQ Book

by Fred Holder, 127 pages.

This book was written by the author after being asked many of the same questions over and over again throughout his 20 years of woodturning. The book is divided into two sections, Part I, What do I need to turn wood?, and Part II, What do I turn? There are 5 app

Woodturning Books. B) Woodturning Magazines, C) Wood for Turning, D) Woodturning terms, and E) Getting Started. This is a very good resource book and answers many question that all of us have had at one time or another. If you can answer all of the following questions you can probably skip reading it and we can get you to demonstrate at the next

club meeting, since you are so knowledgeable.

Why a flat area on a spindle? Page 63

What is an ogee and how is it made? Page 63

What is a rolled edge bowl and how is it different? Page 73

How do I turn a sphere? Page 81

How do I turn a needle case? Page 101

What finishes are safe for food utensils? Page 118


Can you buff to get a shine? Page 119

What should I use to seal or finish my turning? Page 21

Where do I get wood for turning? Page 51

These are just a few of the questions asked and answered by Fred Holder in his book, I am sure you will enjoy it. If not please contact John Horn to arrange for your assigned month to demonstrate.

--Randy Johnson, Librarian



There are two more new books to be added this month, both donated by Steve Ott. One by **Mike Darlow** titled *The Fundamentals of Woodturning* and the other by **Richard Raffan** titled *Turning Wood*. I did not have time to review them for this month's newsletter deadline. So check them out and tell me what you think.

On a closing note, there are many overdue items that have not been returned to the club. If you are unsure if have any outstanding, stop by the library and I will be happy to review my records with you.

Advertisements

Anchorseal®

The club has purchased a 55-gallon drum of Anchorseal sealant for green wood and it is available to members for \$8.00 per gallon. It is being stored at Larry Roberts' place, 6409 Calender in southwest Arlington. Contact James Haynes for payment.

Estate Sale

The following items are being sold: Lathe, Craftsman Model 113.23881, 12 inch swing, 36 inches between centers. Mounted on the same wooden bench is a Craftsman Grinder, Model 397.19590, ½ HP. Also, a small band saw. There are also some woodturning chisels that go with the lathe. I would like to get \$100 for the whole set up or make an offer. The set up can be broken up also -- Donna Erwin
Contact Tom Nelson, 817-457-3145 or e-mail at:
tomnelson17@msn.com

See WNT website ads page:
<http://www.wntx.org/ads/ads.html>
for the latest advertisements.

Rules for advertisements: Free adds are available only to WNT members. The deadline for submission or cancellation of an ad is the 10th of the month to be placed in that month's newsletter. Ads will only run for one issue unless notified otherwise. If you wish to continue running an ad for more than one month, please advise the editor, Bill Boehme, by the 10th of the month. Also, if you decide to cancel an ad, please notify the editor by the 10th of the month.



Calendar

NOTE: The Regular Monthly Meetings are held on the last Thursday of each month at the R. D. Evans Recreational Center, 3242 Lackland Rd., Forth Worth, Texas. Board meetings are held at **Schlotzsky's Deli**, 6422 Camp Bowie, south of I-30. Check the WNT web site for any updates. All WNT members are invited to attend. If you would like to join the group for dinner, it begins at 6 PM and the business meeting starts at 7 PM.

January 31 - Regular Monthly meeting 6:30 PM, R. D. Evans Rec. Center, Demonstrator: **John Herber presents Ornamental Lathe Turning.**

February 5 - WNT Board Meeting

February 28 - Regular Monthly meeting 6:30 PM, R. D. Evans Rec. Center, Demonstrator: **Joel Crabbe presents "Making Jewelry On The Lathe"**

March 4 - WNT Board Meeting

March 27 - Regular Monthly meeting 6:30 PM, R. D. Evans Rec. Center, Demonstrator: **Al Stirt**

April 1 - WNT Board Meeting

April 24 - Regular Monthly meeting 6:30 PM, R. D. Evans Rec. Center, Demonstrator: **S. Gary Roberts**

May 6 - WNT Board Meeting

May 29 - Regular Monthly meeting 6:30 PM, R. D. Evans Rec. Center, Demonstrator: **Pete Tkacs and John Solberg present "Building and Using a Vacuum Chuck System"**

Board of Directors

President – Stormy Boudreaux

Home phone 817-441-9238

Vice President – Dave Marshall

Home Phone 817-738-6815

Treasurer - James Haynes

Home Phone 972-223-3171

Librarian – Randy Johnson

Home Phone 817-795-6018

Activities – John Horn

Home Phone 817-485-7397

Newsletter – Bill Boehme

Home Phone 817-275-7473

Secretary – Steve Ott

Home Phone 817-246-6797

WNT WEB SITE:

<http://www.wntx.org/>

The Woodturners of North Texas newsletter is published monthly. Inputs are due to the editor by the tenth of each month for inclusion in that month's newsletter.

WNT gives permission to all other AAW woodturning chapters, woodworking magazines, and newspapers to use any text material and accompanying photos or drawings contained herein for the benefit of woodturners everywhere. We ask that credit be given to the source of the material. WNT logos and graphics may not be copied without permission.

Copyright 2008,
Woodturners of North Texas