

Woodturners of North Texas

A Chapter of the
American Association of Woodturners

February 2013 Program

So you need a photo and your buddy with the camera is,

Stormy Boudreaux

Next Meeting:

Thursday,
February 28, 2013
Start Time: 6:30 PM

Handley-Meadowbrook Lions
Club
6013 Craig Street
Fort Worth, TX

Inside This Issue

This Month's Program	1
Making Good Shavings	2
Librarian's Corner	4
Last Month's Program	5
Bring Backs	6
Binion Elementary School Project	7
Empty Bowls	8
SWAT Information	9
Mike Mahoney	11
Map to Lions Club	13
Calendar	14
Club Officers	14



Selling your turned art or virtually anything on the Internet is tricky. Or suppose you have been asked to contribute to an event (Think 2-for-1 Raffle SWAT) but the organizers want an interesting photo to show

continued on page 3

President's message

by Glynn Cox

... making Good Shavings

With the weather spring must be just around the corner. For those of us without air-conditioned shops we have been having, it will be a great time to turn a few items for our Empty Bowls program, before the summer heat gets here. Sandy Jarrell, our Empty Bowls coordinator, has only collected 128 bowls for next month's luncheon. Other local clubs have each contributed almost three times that many to their cities programs. We need to do much better in 2013. Remember, you do not have to turn just a bowl, they can use: pens, bottle stoppers, platters, boxes, hollow forms, or just about anything you can turn.

Be sure and check out John Horn's newsletter articles. He has many activities you can join in to get to know your fellow turners and have fun while doing it. Please don't think that because you may be a new turner that you cannot participate. You always learn something, whether you are a new or experienced turner, and your help is definitely appreciated. As my old pappy used to say "you won't learn any younger"; so seek John out and volunteer to support your club.

Our January meeting was long and the business meeting was tedious, but this month we will only have: announcements, bring backs, critiques, and what promises to be a great demonstration of photographing your work by our own Stormy Boudreaux.

We will be talking a lot about the August Southwest Association of Turners (SWAT) symposium in the future. All members should at-

continued on next page

Making Good Shavings ... (continued from page 2)

tend SWAT if at all possible. The website is updated regularly, so check it out at <http://www.swaturners.org/>. Make your plans early as hotels fill up fast.

See you at 6:30, Thursday, February 28th, and please take care not to be our new safety coordinator.



So you need a photo ... (continued from page 1)

off your work and advertise the event. It is not always easy for the visitor to assess the quality of the work, but good photographs can go a long way to remedying this. It is important to remember that a picture on the web is typically just a few hundred pixels wide and high. It is not easy to show the qualities of your work with such low resolution. In this demo I will show you some of the techniques I use to improve the quality of my pictures. A quality photo is especially important if you are trying to create a portfolio of work for sale, or for submitting to a juried exhibition., I am not a professional photography, just an informed amateur who has to evaluate photos for website and large auditorium display. It is not that hard to improve the quality of your photos using material you may already have in your home. Meaning cheap, we all know that the most expensive tool or lathe does not a great turner make!, Whether you are taking simple photos for eBay auctions and Internet forum postings or high-resolution photos for publication, here is a simple, inexpensive project idea that will help improve your photographs. Regardless of the camera being used, controlling the lighting and eliminating background distractions will allow you to do a better job. This demo will show you how to make an inexpensive light tent to use for photos of smaller turnings and provide you with a few simple tips will help get the most out of each photo.

Stormy Boudreaux, past WNT president, life long woodworker and a turner since 2004. Currently the chairman for South West Area Turner's "2 for 1 Raffle".



Librarian's Corner

Randy Johnson



It was so nice to see new faces at the new meeting place. I believe the Lion Club is going to be one of the better places that the club has met since I have been a member. With the new faces, I am reminded that we have a large number of newer turners. To that end I have added a couple of older DVD's to the library for the beginning or even

advanced turner.


The first is Novelties and Projects by Dennis White. The club has this on VCR tape but his projects and style of teaching have been updated on DVD. Dennis was an English turner who turned unto his 90's. Unfortunately he is no longer with us but his teaching style is timeless even though there are improvements in chucks and lathes for the wood turner. Some of the projects on this DVD are a dish with a glass insert, a lighter base, a clock base, egg, lace bobbin, gavel, and coffee grinder. There is something for everyone in his DVD and lest you think an egg is easy to turn, well give it a try and compare it to the real thing and tell us how you did. One interesting technique that I have not mastered is turning past center when hollowing and rotating the gouge and cutting uphill and overhead at the same time. You need to view this DVD if you haven't watched Dennis White is a while, well it time you came back and learned a few things.

The second DVD is Woodturning Projects with Rex and Kip Volume 4. There are several fun and challenging projects in this DVD. Included are a desk clock, egg kaleidoscope, doorstop, oil lamp, pizza cutter, and a sphere. And if eggs are giving you trouble just wait until you try a sphere. So come and check out these two new DVD's and then show us some examples of what they have inspired you to make.


On a closing note be sure and return you checked out items so the next person can enjoy them also. I have quite a few overdue items and you know who you are. Happy turning and don't forget empty bowls, this is the last month to contribute.



Last Month's program



continued on next page



“Bring-Back” Drawing Winners

Don't forget that if you were a winner of any item in the previous month's drawing, you are obligated to bring a replacement item for the "Bring Back" drawing the following month. You can see the "Making Good Shavings" column in the March 2009 newsletter for updated guidelines on the "Bring Back" drawing. Winners of any turned item should bring back a replacement turned item of their own creation to the next meeting and winners of any other item such as tools or wood are encouraged to also bring a turned item that they have created in lieu of a non-turned item. If you have fallen behind in bringing a replacement item for the "Bring Back" drawing, now is the time to make up for any items that you owe.

WINNER	ITEM	DONOR
=====	=====	=====

If you won something last month,
please bring your replacement item to
this month's meeting.



Binion Elementary School Project

One of the objectives of the Woodturners of North Texas is to introduce people to the art and craft of woodturning. By starting with children at the elementary school level, we strive to inspire young people in the joy of producing objects on the lathe. On February 8th, at the Binion Elementary School in Richland Hills, Tom Beatty, Ken Cardin, Bob Clark, Glynn Cox, Rick Gauthier, John Horn, Mike Jones, John Lauderbaugh, Ronnie Nuzum, Pam Thompson, Ron Traylor, and Bob Wiggins spent the day helping 36 fifth grade students make candlesticks as a part of the Fine Arts Day program at the school. Glynn Cox, John Horn, John Lauderbaugh, spent a morning at Glynn Cox's shop preparing the blanks for the candle sticks.





There were three 50 minute sessions in which 12 students in each class would produce their project. It is amazing to us, as woodturners with years of experience, that each child can make a completely finished candle stick in less than twenty minutes without having previous training. Thanks to the encouragement and guidance of each of their woodturning "coaches" each student was able to experience the joy and pride of making a useful item on the lathe that they could take home and display for the whole family to admire. As a result of our efforts, we were able to see some of the students' parents that expressed an interest in finding out more about the WNT and possibly becoming a member of the organization.





Last Call for Empty Bowls

Well, it's almost the last call for Empty Bowls 2013. Our total is only 128 so far. Our February meeting is the last meeting you can turn bowls in without making a special trip. After that you will have to bring your bowls to Sandy Jarrell's house at 1727 Thomas Place in Fort Worth by noon on Friday, March 22.

The Empty Bowls event hands out around 2000 "Goody Bags" to attendees. These bags are stuffed with restaurant menus, promotions, info and advertising. Woodturners who have contributed turnings are invited to include their business cards in those handouts. This is an excellent opportunity to get your name out to a bunch of potential customers. You would need to provide me with 2000 business cards by March 12.



Save The Date!
11th Annual Empty Bowls
AN ARTFUL TASTE
TO END HUNGER
Benefiting Tarrant Area Food Bank
Presented by Tom Thumb

Thursday, March 28, 2013
11:00 a.m. to 1:00 p.m.
Will Rogers Memorial Center
Tickets available at:
tafb.org
[facebook.com/EmptyBowlsFortWorth](https://www.facebook.com/EmptyBowlsFortWorth)
or 817.332.9177 ext. 137



GENERAL ADMISSION TICKETS - \$45
Includes tastings and your selection of a handcrafted bowl

EARLY ADMISSION OPTIONS:
Individual V.I.P. Tickets - \$125
Reserved V.I.P. Table for 10 Guests - \$1500
Includes tastings, selection of a handcrafted bowl
and early admission at 10:30 a.m.

FOR MORE INFORMATION CONTACT:
Francie Cooper • francie.cooper@tafb.org • 817-332-9177, ext. 110



The 2013 SWAT Symposium is only 176 days away

What is it? - The SECOND LARGEST woodturning symposium in the world.

When is it? - Friday August 23rd thru Sunday August 25th (only 176 days from the Feb meeting).

Who is it for? - YOU!! Woodturners, New or Experienced there is something for everyone!

Where is it? - Waco Convention Center 100 Washington Avenue, Waco, Tx.

Where can I find More Information? - www.swaturners.org

The **second largest woodturning symposium in the world** starts on Friday, August 23rd and it is being held in your backyard (Waco, Tx.). You should start planing to attend now.

On-Line Registration will be available on April 1, 2013 thru the SWAT website. Early registration, which offers a discount on everything, will be available..

Host Hotels:

Hilton Hotel	Marriott Courtyard	Clarion Hotel -
113 South University Parks Drive	101 Washington Ave	801 South 4th Street
254-754-8484	254-752-8686	254-757-2000

Mention SWAT while making your reservation

Last year's symposium was the largest to date with over 800 attendees. If you want assure yourself of being within walking distance of the symposium, you should make your reservation now. More hotels, as well as campgrounds, are available.

Some highlights of the symposium are:

- An Instant Gallery in which woodturners display their work.
- A Saturday evening banquet that features a raffle of over 30 beautiful turned pieces.
- A second raffle, using the same tickets, is held during Sunday lunch. This raffle includes 2 full size lathes, plus an assortment of woodturning tools and accessories.
- Vendors who sell equipment and supplies to those attending the symposium at very competitive prices.
- Lunches are provided during the three-day event.
- Special Interest Groups such as Segmenting, Ornamental Lathe and others.
- Hands on Pen turning, and Tool Sharpening areas.
- Hands on Turning area to try out new tools, obtain one on one coaching, or just make some shavings.
- Activities for Spouses.

Beads of Courage

Beads of Courage is a nationwide-wide program to provide motivation and encouragement to youngsters by recognizing significant milestones in children's progress through the treatments necessary in their fights against illnesses like cancer, heart disease, burns, etc.

For details go to the SWAT website at <http://www.swaturners.org> under Symposium Information/Beads of Courage 2011.

|

You can view the full Beads of Courage story at <http://www.beadsofcourage.org/>

Nationally and Internationally known Demonstrators

This years lead demonstrators will be Mike Darlow, Jimmy Clewes, Ashley Harwood, Marilyn Campbell, Brian McEvoy, Paul Fennel and Dixie Biggs.

SWAT will be taking online applications for Regional Demonstrators through Mar. 30, 2013. If interested, go to http://www.swaturners.org/?page_id=93 or <http://www.swaturners.org> and select Symposium Information then Regional Demonstrators to apply. Selected applicants receive free symposium registration and are paid \$150 for each of the two rotations.

More to follow in upcoming newsletters

Mike Mahoney

WNT Hands-on Demonstrator for April 2013




If there was one famous woodturner in the world from whom you would really want to take woodturning lessons, most likely it would be Mike Mahoney. The Woodturners of North Texas will host Mike for an all-day demonstration on Saturday, April 6th followed by five days of hands-on classes on a variety of subjects from April 7th through April 11th. There will be a class on the fundamental essential turning techniques that every turner should know, and another class on coring bowl blanks for nested bowls and a calabash bowl. Making a hollow vessel with a hand chased threaded lid will be another option and several other subjects will be included in the five days of classes. The cost of the all-day demo will be \$10.00 at the door on Saturday, April 6th and the cost of the hands-on classes will be \$150 each. From personal experience, I can tell you that taking a class from someone like Mike Mahoney will be worth more than the money you spend by speeding your technical skills to new heights.



From personal experience, I can tell you that taking a class from someone like Mike Mahoney will be worth more than the money you spend by speeding your technical skills to new heights.

At the club meeting on February 31st, you will be given an

continued on next page



opportunity to sign up for the class or classes that interest you. When you register for a class, payment is expected at that time. Since there are only 30 class positions available, you are encouraged to sign up early in order to be assured you can attend the class you desire. If you have never had a class from a world class turner like Mike Mahoney then we encourage you to make it a very high priority on your “bucket list”

to take advantage this rare opportunity. You will be amazed at how much you can learn in such a short time without having to “reinvent the wheel” yourself.

The All-Day demo will be at the club meeting place at the Handley-Meadowbrook Lions Club, 6013 Craig Street, Fort Worth, Texas 76112. All of the classes will be in the shop of Dr. Jimmie Gill at 3425 Meadow Oaks Drive, Haltom City, TX 76117

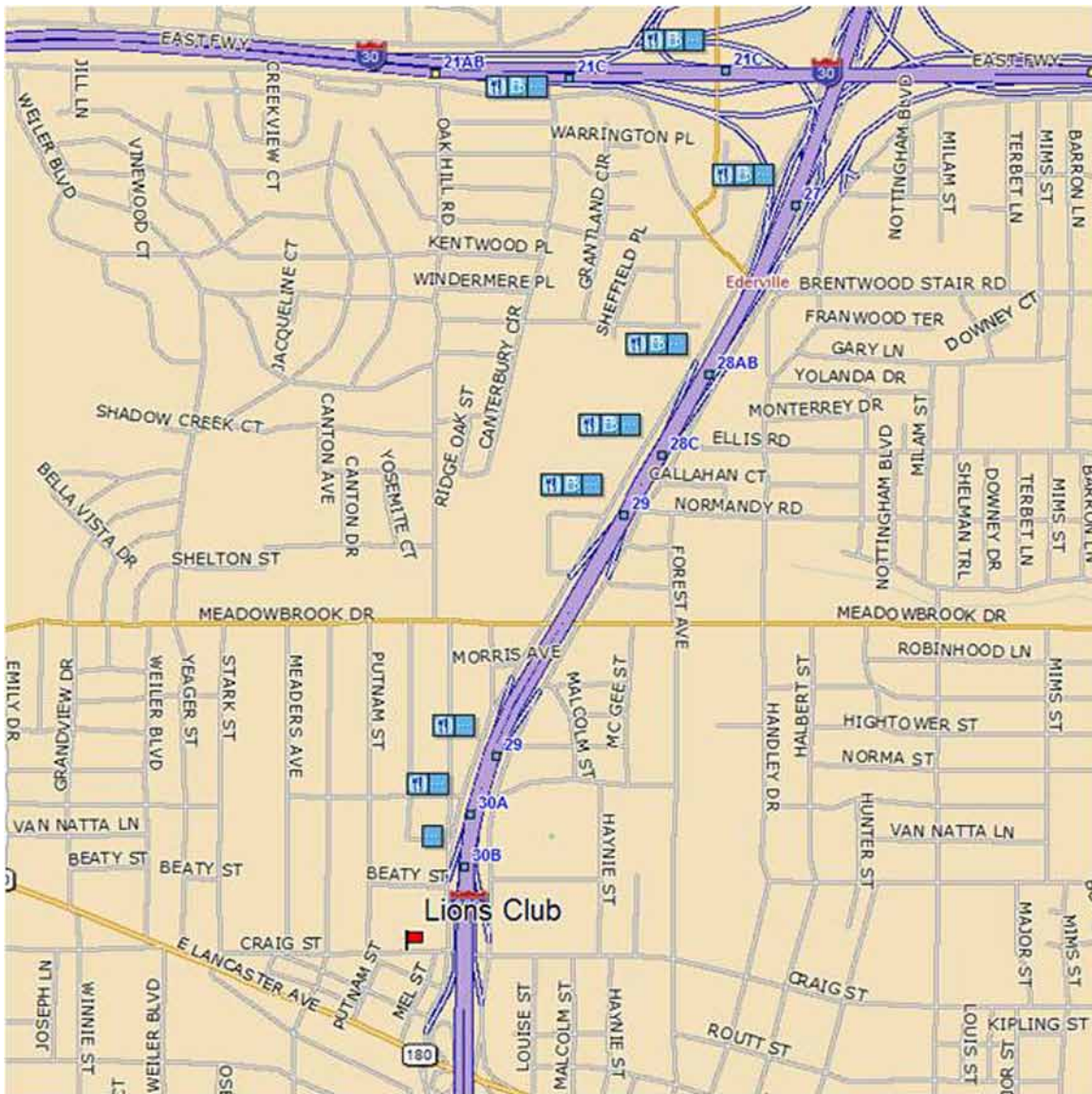


For more information about Mike Mahoney, consider viewing the following web sites:

<http://www.woodworkersguide.com/2010/03/16/a-day-with-bowl-turner-mike-mahoney/>

<http://www.bowlmakerinc.com/>





***Handley-Meadowbrook Lions Club
6013 Craig Street, Fort Worth 76112
Exit 30A off of Loop 820***

Driving Directions:

Heading south from I30 on I-820 E. - Take EXIT 30A toward Craig St. Take the 1st right onto Craig St. Lions Club is on the right.

Heading North from I20 on I-820 E. - Take EXIT 30A toward TX-180/Lancaster Ave. Follow signs to Craig St. Turn left onto Craig St. Lions Club is on the right.

Advertisements

Anchorseal®

The club has purchased a 55-gallon drum of Anchorseal sealant for green wood and it is available to members for \$12.00 per gallon. It can be purchased at club meetings. Contact James Haynes for payment.

See the [WNT web site ads page](#) for the latest information on what other members have for sale.

Rules for advertisements: Free ads are available only to WNT members. The deadline for submission or cancellation of an ad is the 10th of the month to be placed in that month's newsletter. Ads will only run for one issue unless notified otherwise. If you wish to continue running an ad for more than one month, please advise the editor, John Chandler (email vannchan@att.net) by the 10th of the month. Also, if you decide to cancel an ad, please notify the editor by the 10th of the month.

Wood World offers a 10% discount to current Woodturners of North Texas members.

<http://www.woodworldtx.com/>



Woodcraft offers a 10% discount to current Woodturners of North Texas members. Show your membership card in order to get the discount.



Rockler also offers a 10% discount to current Woodturners of North Texas members. Show your membership card in order to get the discount.



Calendar

NOTE: The Regular Monthly Meetings are held on the last Thursday of each month at the Handley-Meadowbrook Lions Club, 6013 Craig Street, Fort Worth, TX. Board meetings are held on the first Tuesday of each month at **Niki's Italian Bistro**, 5237 Davis Blvd. (FM1938) in North Richland Hills. Check the WNT web site for any updates. All WNT members are invited to attend. If you would like to join the group for dinner, it begins at 6 PM and the business meeting starts at 6:30 PM.

February 5 - WNT Board Meeting

February 28 - Regular Monthly meeting 6:30 PM, Lions Club
Demonstrator: **Stormy Boudreaux - Photographing Your Work**

March 5 - WNT Board Meeting

March 28 - Regular Monthly meeting 6:30 PM, Lions Club,
Demonstrator: **Jimmy & Barbie Holton - Surface Decoration With Wood Burning**

April 2 - WNT Board Meeting

April 6 - All day demo by **Mike Mahoney, \$10, 9am-4pm, Lions Club**

April 7-11 - Hands-on classes with **Mike Mahoney, 3425 Meadow Oaks Drive, Haltom City, TX**

April 25 - Regular Monthly meeting 6:30 PM, Lions Club
Demonstrator: **Bob Edwards - Fundamentals of Turning**

May 7 - WNT Board Meeting

May 30 - Regular Monthly meeting 6:30 PM, Lions Club
Demonstrator: **WNT Bowl Team - Bowls On Any Lathe**

Board of Directors

President - Glynn Cox

Home phone 817-337-0210

Vice President - Chas Thornhill

Cell Phone 972-989-9848

Past President - Dave Marshall

Cell Phone 817-229-9676

Treasurer - James Haynes

Cell Phone 214-502-9970

Librarian - Randy Johnson

Home Phone 817-795-6018

Activities - John Horn

Home Phone 817-485-7397

Newsletter - John Chandler

Home Phone 817-292-9978

Secretary - Tom Beatty

Cell Phone 817-919-6685

Audio-Visual - Bob Clark

Cell Phone 817-304-3318

The Woodturners of North Texas newsletter is published monthly. Inputs are due to the editor by the tenth of each month for inclusion in that month's newsletter.

WNT gives permission to all other AAW woodturning chapters, woodworking magazines, and newspapers to use any text material and accompanying photos or drawings contained herein for the benefit of woodturners everywhere. We ask that credit be given to the source of the material. WNT logos and graphics may not be copied without permission.

Copyright 2013,
Woodturners of North Texas

WNT WEB SITE: <http://www.woodturnersofnorthtexas.org/>