

Woodturners of North Texas




A CHAPTER OF THE
AMERICAN ASSOCIATION OF WOODTURNERS



This Month's Program: "Segmented Turning" by Dale Green



Dale Green's working life involved forty years in the tire and auto business. During the last fifteen of those years, he owned his own company,



Cordy Tire. He sold the company in 1989 and built a home in Lost Creek in west Fort Worth and in 1990, he built a log cabin on the Llano River in the Texas Hill Country.

After building two houses, and not getting any younger, Dale felt a need to work on things that he could hold in his hands. An old friend in Kansas City, Missouri called and invited Dale to come to his shop and learn how to make a bowl. In three days he became hooked on turning and thirteen years later he's still at it.

For the first three years Dale did segmented turning only and for the next five years he went totally

to green wood. In the last four years, he has settled on doing both and enjoying the challenge.

At the February meeting Dale showed a vase that has 1,067 pieces of wood in it and his demonstration for March will cover the techniques used in its construction.

☆☆☆

Next Meeting:
March 30, 2006
Start Time: 6:30 PM
★ **Directory Pictures** ★
R.D. Evans Recreational Center
3200 Lackland Rd.
Fort Worth, TX
(Mapsco Page 74, Grid J)

Inside This Issue

Making Good Shavings	2
Missing in Action	2
SWAT News	3
Nick Cook Program	5
Woodturning Jewelry	6
Freedom Pen	7
Library Display	7
Texas Pen Turners	8
Fine Arts Day	8
AAW Symposium	9
Empty Bowls Report	9
Bring Back Winners	10
Calendar	10



Don't "Turn" Up Missing in Action!

Annual membership renewal is due on January 1 of each year. Have you paid your membership dues for 2006 yet? This is a reminder if you are among the few members who have forgotten to send in your renewal dues that it is still not too late, but if your dues are not received by March 31, your membership will lapse. A membership renewal form is included at the back of this newsletter for your convenience. The cost is a bargain at only \$24 per year for renewing members. If you have Internet access, you are encouraged when renewing to elect to receive e-mail notification when the club newsletter has been posted on the WNT web site at <http://www.wntx.org/newsletters/newsletters.html>.

This request is being made in order to reduce some of our printing and mailing expenses.

Making Good Shavings

All members who join or renew their membership in the AAW for 2006 will receive the "Fundamentals of Sharpening" DVD, a \$34.95 value along with their 2006 Resource Directory the first part of April. If you have not yet joined, you can still do so at <http://www.woodturner.org> on the AAW membership page. The DVD is one of the many benefits of 2006 AAW membership. The title of the video is Woodturning: Fundamentals of Sharpening Featuring Bonnie Klein, John Jordan, Bill Johnston, and Alan Lacer.

The Spring 2006 American Woodturner was mailed February 17. Check your mailboxes...it should arrive soon, if not already.



On a quarterly basis, "The Woodturners Catalog" provides coupons and discounts to our club. They have just donated three fifteen dollar gift certificates to us. The certificates will be in the raffle this month. For 2006, they are discounting finishes ten percent for club members. I'm sure it is because we support them with our purchases, but it's nice that they do this and you should know that this is happening. To get the finishes discount it is your responsibility to tell them that you are a club member and provide the WNT club name. They also have a monthly email newsletter that includes specials that are not offered elsewhere. Another offer is for club orders of one thousand dollars or more. These are discounted thirteen percent from published catalog prices with no shipping charges (except for those items that require additional shipping charges such as lathes, grinders, etc).

Stay safe, keep your tools sharp and get turning!

Stormy





SWAT Effort for 2006 is Underway

Work is already underway on many fronts to make the 15th annual SWAT Symposium the best one yet. The venue is set for September 29 through October 1 in



David Nittman

Temple, Texas. There are numerous committees doing all of the preparatory work necessary to make this event a success. If you can volunteer to help on any of these committees, get in touch with your Chapter SWAT Representative and let him or her know that you are



Andi Wolfe

available to help.

The first issue of the 2006 *SWAT Turnings* newsletter is now available on the SWAT web site, www.swaturners.org for reading or downloading. It will give you a synopsis of the plans for the Symposium as well as photos from last year's Symposium. It also lists all of the SWAT Committees and their Chairmen.

The SWAT Symposium is a great opportunity to try the symposium experience at a significantly lower cost than the AAW national symposium. The national lead demonstrators for 2006 are **Dave Hout** (metal spinning and basic bowl turning), **Andre Martel** (hook tool and hollow forms), **Andi Wolfe** (pyrography and multi-layer coupling) and **David Nittman** (Native American basket design). Although they haven't been named yet, there will also be a regional lead demonstrator and a large number of regional demonstrators. As with last year, there will also be a separate demonstration room devoted strictly to pen turners.

If you are interested in being a demonstrator at the Symposium, get in touch with SWAT Demonstrator Selection Committee Chairman **Drew Shelton** to get an application blank and get it back to him. An application is also available in the SWAT newsletter. The deadline

(continued on page 4)



Andre Martel

(continued from page 3)

for applications is April 1. Drew can be contacted at dcshelton@gmail.com.

So, however you can, get involved and make this year's SWAT another big success. One of the neatest things about SWAT is that it is all a volunteer effort. We do it ourselves.

There will, of course, be an Instant Gallery and many vendors. The Instant Gallery will give you a chance to show off some of your best work and see what other turners are doing. The vendor's room will give you a chance to get to know the folks that you only normally deal with through catalogues and their web sites. Plus, this is a chance to see and try out (and, yes, buy) some of the toys that you have been wishing for.

Another highlight of the annual SWAT

Symposium is the Two-for-One Raffle. Your raffle tickets go into a bin to be drawn at the banquet on Saturday night for an excellent piece of woodturning art. Winners' tickets then go back into the bin and are eligible to win tools, wood and other goodies at lunch on Sunday. Such a deal!



Dave Hout

Joanie Genender is hard at work planning another Ladies Program. These activities, including tours, shopping and a Ladies Gallery, have greatly enhanced the event for the spouses who now have a chance to visit and get to know one another. As she has in the last two years, Joanie is planning a dinner and entertainment for couples on Friday evening.

SWAT Collaborative Challenge: Each SWAT chapter is invited to submit one collaborative work created by as many chapter members as possible. Prior year collaborative items are not eligible for entry. The Collaborative rules are as follows:

No specific design category – subject matter open. The piece must fit in a 14" x 14" x 14" space. A minimum of at least five club members must participate in the piece. Objects with minimal non-turned structural components will be accepted. Piercing and texturing will be allowed where utilized to carry out the theme of the object. Judging criteria will favor those projects that approach 100% turned. The piece may or may not be powered. Electrical service (120 VAC) will be available. The name of the chapter and all participant names must be on the work or an accompanying nameplate. At least one chapter representative must deliver the work to the SWAT Instant Gallery prior to 1:00 PM on Friday, September 29, 2006 and pick it up on Sunday afternoon, October 1. Any collaborative work developed for 2006 AAW Symposium Collaborative Challenge may be entered. The SWAT Executive Committee will appoint a judge or judges.

Please understand this collaborative is in addition to individual Instant Gallery entries. We hope to have more individual entries in the Instant Gallery than ever before in addition to the collaborative entries. Your interest is encouraged in both Instant Gallery undertakings.

So start thinking about your plans for the fall and put the SWAT Symposium on your calendar. For further information on the Symposium, go to the SWAT web site, <http://www.swaturners.org>.

Charles Kay
SWAT Publicity Chairman

☆☆☆

Nick Cook is the WNT Spring Demonstrator/Instructor

The Woodturners of North Texas will be hosting Nick Cook as their Annual Spring Demonstrator/Instructor. He will be in Fort Worth for an all-day demonstration on Saturday, April 22 and the rest of the time he will be teaching hands-on classes on April 21, and 23-26. The all-day demo will be held at the R. D. Evans Community Center at 3200 Lackland Road, Fort Worth, TX, 76116 (Mapsco Page 74, Grid J). The cost for the demonstration is \$10 and club membership is not required. The hands-on sessions will be \$75 per day. Classes will be conducted at Stormy Boudreaux's shop and at Woodcraft/Fort Worth.



Nick Cook

The hands-on class curriculum will be based on the interests of the individual members of the class. Nick is probably one of the most versatile turner/instructors in the USA and will teach to your individual needs.


If you are interested in taking a one-day hands-on class, there is currently just one slot open on Sunday. Contact John Horn at 817-485-7397 or e-mail johnhorn@flash.net.

Nationally known woodturner, Nick Cook lives in Marietta, Georgia, where he owns and operates the only full service woodturning studio in the metropolitan Atlanta area. He grew up around his father's woodworking equipment and became interested in the art of woodturning in the mid-70s after several years in furniture design and manufacture.

A founding member of the American Association of Woodturners, Nick served six years on the board of directors, including one as vice president.

He turns a variety of work including one-of-a-kind bowls and vessels along with his unique gift items-wine stoppers, baby rattles, rolling pins, spinning tops, honey dippers, and the like. Additionally, Nick teaches and lectures on various woodturning topics, has written articles for several woodworking magazines, and produced two woodturning videos.

The primary materials that he now uses are maple, cocobolo, and tagua nuts. He employs a variety of woods, both domestic and exotic for his one-of-a-kind pieces. Nick's work is marketed in gift shops and galleries from coast to coast and is included in numerous corporate and private collections. You can also find Nick selling his pieces at craft fairs in the Southeast. He also provides turned parts for local furniture makers and millwork shops. ☆☆☆



“Woodturning Jewelry”

by Hilary Bowen

New WNT Library Book

**Reviewed by
Chelsea Deakins**

This book is organized into three main sections:

- ⇒ The first includes safety, tools, timbers, chucking and design.
- ⇒ The second section focuses on jewelry projects: earrings, brooches, bangles, rings and necklaces.
- ⇒ And the third looks at further techniques and refinements in making jewelry.

As I began reading this book there were two things that I was observing intently for. One was clarity and the other was creativity.

In regards to clarity, I was very pleased with how easy the book reads. It is extremely orderly and well organized. It has a very deliberate discipline in its order combined with good large diagrams and pictures that make it easy to understand. And it is modular. For example if you wanted to make an ebony ring with a wire inlay you could read only the ring section and the wire inlay section and be able to execute this project with success.

In regards to creativity, I especially enjoyed Part 3 of the book because it went into detail on stains and dyes, inlaying wire, laminating, alternative materials and other decorative techniques. The author, Hilary Bowen was already proficient in working with jewelry before she began turning on a lathe. So you could say she is a jeweler using a lathe. I find this gives her a unique perspective and insight as she approaches the lathe and develops her techniques. I appreciate the experimentation and thought she puts into her creations.


If I were allowed to add anything to this book I would include an additional set of pictures showing the jewelry being worn by different people. So one could get a better perspective on size and proportion. Also I would include a gallery section of wood jewelry made by other artists from other cultures round the world. I believe this would add richness and soul to the book that I feel it is otherwise lacking. However, it is an excellent technical manual.

To conclude, I do believe this book would be an asset to those interested in making jewelry and also to those who like to use small elegant details in their

projects. The same jewelry techniques could be used on turnings such as napkin rings, tool handles, pens, and small boxes to name a few.

“Woodturning Jewelry” by Hilary Bowen, published by **Fox Chapel Publishing**, 1995, is available for checkout in the WNT library. Additional books from Fox Chapel Publishing will be reviewed in the near future and will also be available for checkout in the library.

☆☆☆



Freedom Pen Turn-a-thon Saturday April 8, 2006

The Woodturners of North Texas is sponsoring a Freedom Pen turn-a-thon at the North Richland Hills Library on Saturday April 8, 2006 from 9:00 AM until noon.

Freedom Pens will be furnishing fifty pen kits to use for our troops overseas. We will need volunteers to assist in this fine effort.

Please contact Randy Johnson at 817-801-2162 (cell phone) or sign up at the next WNT meeting on Thursday, March 30.



John Horn



Dewayne Hines

Although we will need some turners to bring mini-lathes, the club owns two mini-lathes, so if you do not have a mini come on out and turn and make some pens. There will be a

lathe for you to use. We will also need people to assist in assembly and to talk to the public and answer any questions. We might even get a few new members. See you there.

The North Richland Hills Library is located at 6720 N.E. Loop 820 (southeast corner of Rufe Snow and 820).

Randy Johnson

☆☆☆

North Richland Hills Public Library Woodturning Display

If you would like to have some of your turned items displayed at the North Richland Hills Public Library, bring them to the monthly meeting on Thursday, March 30. During the entire month of April, the library will feature the turnings of the Woodturners of North Texas in two large glass display cases. Depending on the size, we can accommodate about forty or fifty turned items for the club. We will set up the "instant gallery" on Saturday morning, April 1. You are encouraged to assist in setting up the display and arranging the items in the cases.

If you would like to have some of your turnings used in the display, please bring them to the meeting in a box suitably packed for transporting. Each item should be labeled with a card that includes your name, the title of the piece, and the kind of wood(s) that were used.

The library is located at 6720 N E Loop 820 near the Southeast corner of Rufe Snow and Loop 820 in North Richland Hills.

NOTE: Neither the club nor any individual can be held responsible if your piece is accidentally damaged in transit or handling.

If you have any questions, contact John Horn at 817-485-7397 or at johnhorn@flash.net.

☆☆☆

Second Annual Texas Pen Turners Get-Together

The Bubbasville Pen Turners cordially invite all Texas pen turners and of course our neighboring pen turners too (and even those turners who don't turn pens) to a special pen turning demonstration by Don Ward of Wichita Falls on bullet case and arrow shaft pens. The event will be held at the Woodworks Supply store in Bedford, TX on Saturday, April 15 starting at 9:30 AM. For a map and information, visit <http://www.woodworkssupply.com>.

Following Don's demonstration, we will adjourn for a short lunch break, and then reconvene for the Second Annual Texas Penturners Get-Together for some good old-fashioned "pen turnin' learnin'." We will wrap it up by 5:00 PM. Admittance fee will be something pen-worthy to share with the group.

For the penturning get-together, all turners are encouraged to bring the following:

1. Your tools, mandrels, bushings, kits, wood and questions.
2. Some pens for "show and tell".
3. Something to share with the others such as a modification, pen design, new technique, new pen idea, finishing secrets, etc.
4. A friend.

We will have mini-lathes available and access to a bandsaw and drill press, but you must bring your own tooling (drill bits, live centers, chucks, etc.). The lathes all have MT2 headstock & tailstock.

We need a basic idea of how many folks plan to attend (for seating, etc.) so please email Jeff Carrell at jeff.carrell@texaspenturners.com if you plan to attend. Jeff is also compiling an email list of Texas pen turners, so if you would like to be on the list, send him an email. The email list is used strictly for contacting Texas penturners about get-togethers and special events and will not be used for any commercial purposes.



"Fine Arts Day" at Snow Heights Elementary School

Jeff Carrell received a request from a parent in Birdville ISD, who is leading a project called "Fine Arts Day" at Snow Heights Elementary in North Richland Hills. They have different artisans come in and do demonstrations and teaching for the kids. This woodturning activity is the most requested artisan activity by the students!

We did three turning sessions there in 2003 and 2005, where we assisted kids making candle holders. They each got to turn, sand, and finish a six inch candle holder. We had 36 kids turning on five mini-lathes in 2003 and three in 2005, and had a great time!

They will be having Fine Arts Day again this year on Friday, May 12, and have asked if WNT would be interested in participating again. Jeff Carrell spearheaded the project both in 2003 and 2005, and will do so again this year. The WNT Board of Directors has approved this as an officially sponsored WNT event. Jeff is asking for a few volunteers (4-10) to assist in turning. There will be three total sessions, two in the morning, lunch (provided for us) and one session after lunch.

There will be approximately 12 kids per session, so if we have 3-4 turners, the student/turner ratio will be small. We will also have parents and/or teachers to assist in "student management", meaning we will not be in charge of the students. Jeff needs a count of those turners who can assist, on or around April 1. Thanks in advance for your consideration to this request. Jeff and Birdville ISD do appreciate it!! Anyone interested in participating please contact Jeff directly at jcarrell@woodturnersofnorthtexas.org.



AAW 2006 Symposium Louisville, KY June 22 - 24

The AAW Symposium in Louisville is fast upon us. It will be Thursday, June 22, 2006 through Saturday the 24th. There are always many great reasons to attend:



You have 55 BIG reasons to register to come to the Louisville AAW Symposium. For door prizes, how about FIVE Oneway 2436 Lathes, free? (Made possible by special pricing from Oneway Manufacturing.) And FIFTY \$100 gift certificates? (Donated by Packard Woodworks.)

There will be 30 world-class demonstrators putting on 150 rotations in eleven demonstration rooms. There will be a room where Bonnie Klein and Nick Cook will teach hands on classes to young people ages 10 through 17. The youth can register FREE when accompanied by a fully registered adult. As last year, just for lucky youths, we will give away 25 JET Midi lathes with stands, 25 sets of Crown tools, 25 Nova Midi-chucks and 25 face shields! (Bring your kids or grandkids).

See the world's largest instant gallery of over a thousand spectacular pieces. Visit the Trade Show filled with the

world's largest assortment of woodturning tools, equipment, wood, etc. There will be three panel discussions featuring world famous artists J. Paul Fennell, Binh Pho, David Ellsworth, Graeme Priddle, Curt Theobald, Clay Foster, Albert LeCoff, Kevin Wallace and Giles Gilson. We will have a great banquet and live auction.

There are three great woodturning exhibitions within blocks of the symposium. Louisville has more to do than we can list here. I visited recently and loved it. For more information, go to:

<http://www.woodturner.org/sym/sym2006/>

John Hill – AAW Chapters and Membership Chairman
Johnrhill@charter.net 828-645-6633

AAW Return To The Community

Annually the AAW Symposium has a “Return to the Community” project. This year, AAW will collect Christmas ornaments. They will be delivered to Kosair Children's Hospital in Louisville. Each year the hospital collects ornaments and decorated trees and auctions them or sells them outright to raise money. Last year, they raised almost \$400,000, to help the kids in need. Each chapter is encouraged to turn as many Christmas ornaments as they can and either bring them to the symposium or mail them to Greg Streif, 7308 Abbott Glen Dr., Crestwood, KY., 40014

gregstreif@insightbb.com. This is a great opportunity to have some real fun while building your turning skills and at the same time, help sick kids in need. What a deal! If you have any questions, contact Greg Streif, as listed above. Thanks, John Hill – Chairman AAW chapters and membership committee
Johnrhill@charter.net 828-645-6633.

☆☆☆

Report from Empty Bowls

Susan Frye (Community Events Director, Tarrant Area Food Bank) reported that over \$65,000 for Tarrant Area Food Bank was raised from the Empty Bowls event! That is a new record. She would like to encourage additional bowls for next year since everything that the wood turners produce is quickly picked up.

☆☆☆

February “Bring-Back” Winners

Here are the names of the February “Bring Back” winners: Steve Yauch, Bob Davis, Jimmy Gill, Paul Tiefel, Randy Johnson, Kirby Wright, Wayne Clowers, Alan Siebenthal, and Mike Jones. If you were the winner if a turned item in February, please bring back a turning that you have made for the March “Bring Back” drawing.

Advertisements

ANCHORSEAL®

The club has purchased a 55-gallon drum of Anchorseal sealant for green wood and it is available to members for \$7.00 per gallon. It is being stored at Larry Roberts' place, 6409 Calender in south-west Arlington. Contact James Haynes for payment.

See WNT website ads page:
<http://www.wntx.org/ads/ads.html>
for the latest advertisements.

Rules for advertisements: Free ads are available only to WNT members. The deadline for submission or cancellation of an ad is the 10th of the month to be placed in that month's newsletter. Ads will only run for one issue unless notified otherwise. If you wish to continue running an ad for more than one month, please advise the editor, Bill Boehme, by the 10th of the month. Also, if you decide to cancel an ad, please notify the editor by the 10th of the month.

Directory Pictures

Pictures for the 2006 WNT Directory will be taken at the March 30 meeting. This will be your last opportunity to have your picture in the directory. Your dues must be current to be included in the annual directory.

Calendar

March 30 -

Regular Monthly meeting 6:30 PM
R.D. Evans Rec. Center
Demonstrator: Dale Green -- Segmented Turning
Directory pictures will also be taken

April 4 -

WNT Board meeting at The Olive Garden Restaurant in Ridgmar Town Center, 925 Alta Mere Dr (Hwy 183), (817) 732-0618 which is in west Fort Worth just north of Ridgmar Mall. All WNT members are invited to attend. If you would like to join the group for dinner, it begins at 6 PM and the business meeting starts at 7 PM.

April 27 -

Regular Monthly meeting 6:30 PM
R.D. Evans Rec. Center
Demonstrator: Larry Genender -- Turning a Plate

May 2 -

WNT Board meeting at The Olive Garden Restaurant in Ridgmar Town Center, 925 Alta Mere Dr (Hwy 183), (817) 732-0618 which is in west Fort Worth just north of Ridgmar Mall. All WNT members are invited to attend. If you would like to join the group for dinner, it begins at 6 PM and the business meeting starts at 7 PM.

May 25 -

Regular Monthly meeting 6:30 PM
R.D. Evans Rec. Center
Demonstrator: **TBD**

Board of Directors

President – Stormy Boudreaux

Home phone 817-441-9238

Vice President – Dewayne Hines

Home Phone 817-448-8956

Treasurer - James Haynes

Home Phone 972-223-3171

Librarian – Dan Hudkins

Home Phone 817-284-3871

Activities – John Horn

Home Phone 817-485-7397

Newsletter – Bill Boehme

Home Phone 817-275-7473

Secretary – Chelsea Deakins

Home Phone 817-498-5455

WNT WEB SITE:

<http://www.wntx.org/>

The Woodturners of North Texas newsletter is published monthly. Inputs are due to the editor by the tenth of each month for inclusion in that month's newsletter.

WNT hereby gives permission to all other AAW woodturning chapters, woodworking magazines, and newspapers to use any text material and accompanying photos or drawings contained herein for the benefit of woodturners everywhere. We ask that credit be given to the source of the material. WNT logos and graphics may not be copied without permission.

Copyright 2005,
Woodturners of North Texas

Woodturners of North Texas

2006 Membership Application and/or Renewal

I hereby apply for membership in the Woodturners of North Texas (WNT). I understand the cost is \$24.00 per year and is prorated after January at \$2.00 per month for the months remaining in the calendar year.

Name: _____

Spouses Name: _____

Are you a member of AAW? _____

Address: _____

City: _____ State: _____ Zip: _____

Telephone: Home: _____

Work: _____

Cell: _____

Your Occupation: _____ (even if retired)

Full Time: _____ Part Time: _____ Retired: _____

E-mail Address (print clearly): _____

To save printing and mailing costs, the monthly newsletter is delivered via the WNT website (<http://www.wntx.org>). Members receive a notice via e-mail. If you do not have a computer and Internet access, check here to receive a paper copy via US Mail: _____

Signature: _____ Date: _____

Make checks payable to "Woodturners of North Texas"
% James Haynes
202 Jefferson Ave.
Desoto, Texas 76115-4521

(For office use only)

Amount

Method

Date

Entered